Overview - Public Entities Quarterly Reporting

R billion
R million
R thousand

national treasury
Department:
National Treasury
REPUBLIC OF SOUTH AFRICA

Approved receipts		Approved spending		Surplus/(deficit)
522.4	84.3%	527.8	64.2%	-5.4

Consolidation

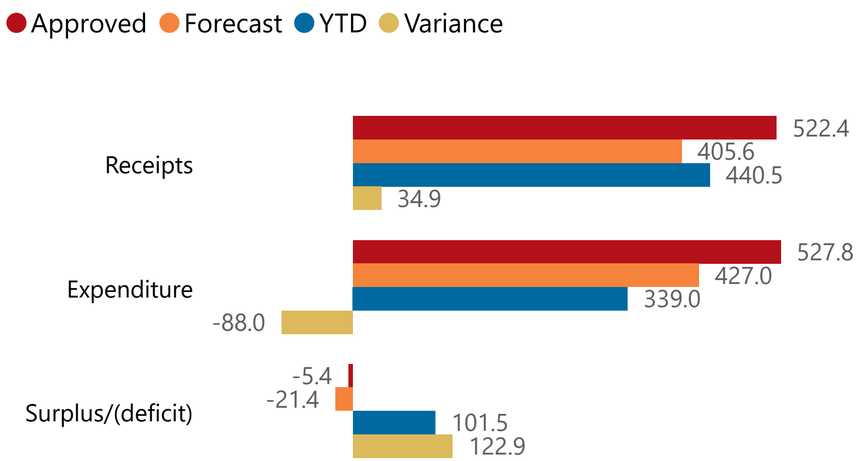

Components of total receipts



Quarter

3

Cluster

All

Department

Transport

Entity

South African Maritime Safety Auth...

Components of total expenditure

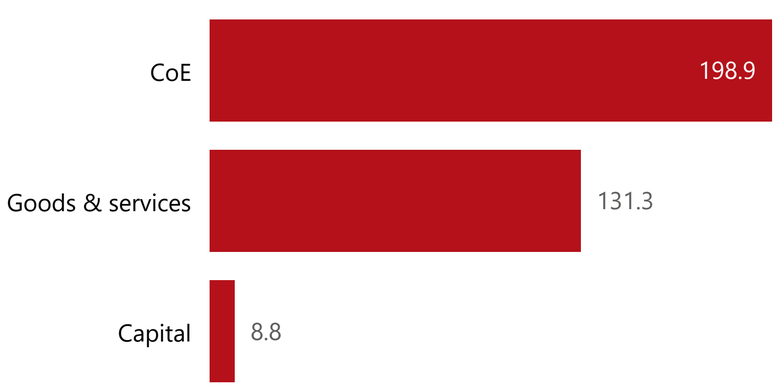

Functional grouping

Spending by PFMA schedule

Public Entities Receipts

Approved sales of G&S	
502.0	81.9%

Approved transfers	
18.9	75.0%

- R billion
- R million
- R thousand

national treasury
Department:
National Treasury
REPUBLIC OF SOUTH AFRICA

Actual vs Forecast

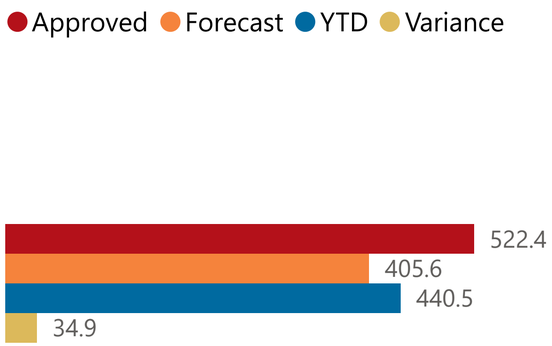

2025/26 Component of total receipts

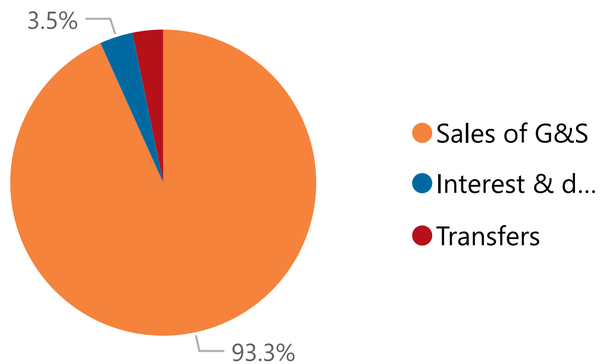

Top 5 Receipts

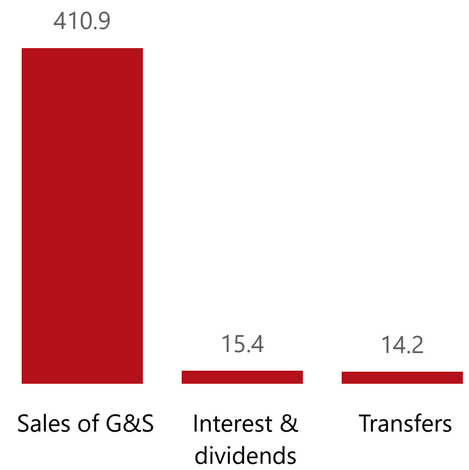

Quarter

3

Cluster

All

Department

Transport

Entity

South African Maritime Safety Auth...

Top 5 Transfers

Receipts

Level 3	Approved	YTD	% YTD
Sales of G&S	502.0	410.9	93.3%
Interest & dividends	1.5	15.4	3.5%
Transfers	18.9	14.2	3.2%
Total	**522.4**	**440.5**	**100.0%**

Public Entities Spending

Approved CoE	Approved G&S	Approved transfers
325.3 61.1%	202.5 64.8%	(Blank) 84.3%

R billion
R million
R thousand

national treasury
Department:
National Treasury
REPUBLIC OF SOUTH AFRICA

Actual vs Forecast

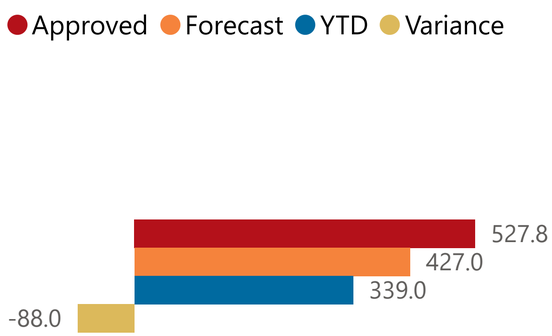

2025/26 Components of total expenditure

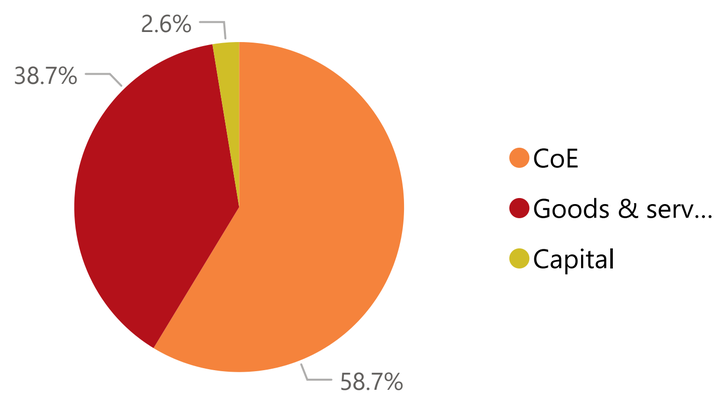

Top 5 Goods & services

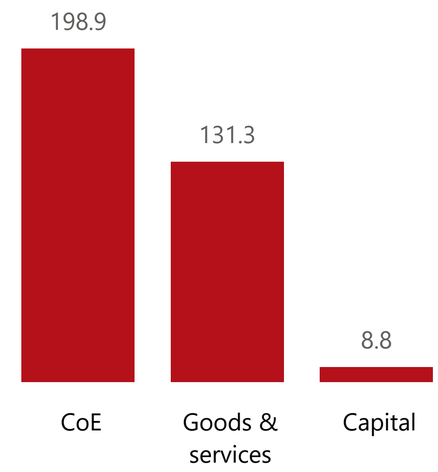

Quarter
3

Cluster
All

Department
Transport

Entity
South African Maritime Safety Auth...

Capital assets

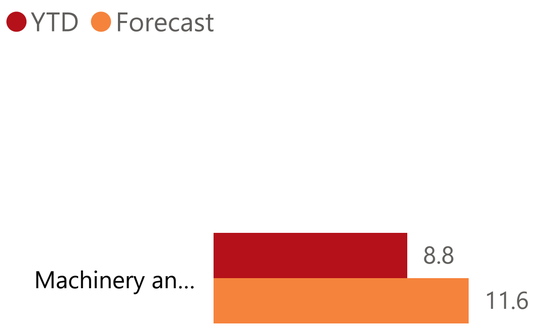

Expenditure

Level 3	Approved	YTD	% YTD
CoE	325.3	198.9	58.7%
Goods & services	202.5	131.3	38.7%
Capital		8.8	2.6%
Total	**527.8**	**339.0**	**100.0%**