Overview - Public Entities Quarterly Reporting

Approved receipts		Approved spending		Surplus/(deficit)
19.2	86.4%	25.9	64.7%	-6.6

R billion
R million
R thousand

national treasury
Department:
National Treasury
REPUBLIC OF SOUTH AFRICA

Consolidation

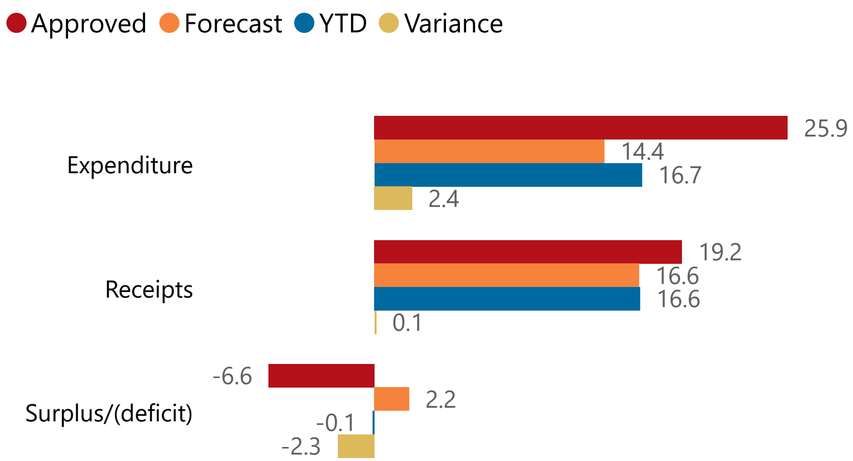

Components of total receipts

Quarter

3

Cluster

Education and related

Department

Sport, Arts and Culture

Entity

Amazwi – South African Museum of...

Components of total expenditure

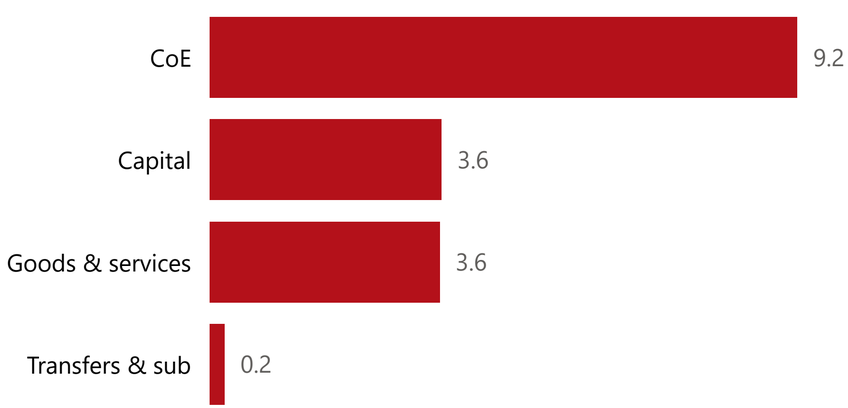

Functional grouping

Spending by PFMA schedule

Public Entities Receipts

Approved sales of G&S	
0.6	44.0%

Approved transfers	
18.5	88.3%

R billion
R million
R thousand

national treasury
Department:
National Treasury
REPUBLIC OF SOUTH AFRICA

Actual vs Forecast

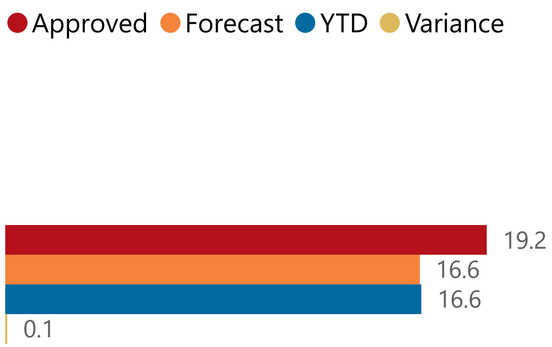

2025/26 Component of total receipts

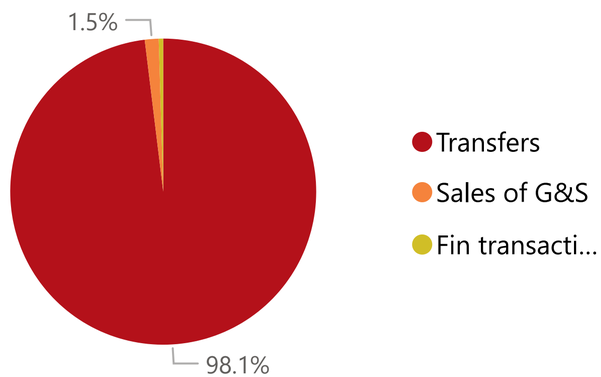

Top 5 Receipts

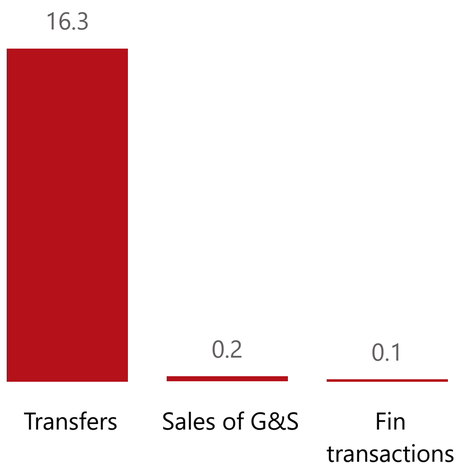

Quarter

3

Cluster

Education and related

Department

Sport, Arts and Culture

Entity

Amazwi – South African Museum of...

Top 5 Transfers

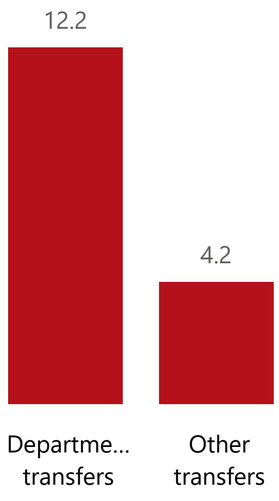

Receipts

Level 3	Approved	YTD	% YTD
Transfers	18.5	16.3	98.1%
Sales of G&S	0.6	0.2	1.5%
Fin transactions	0.1	0.1	0.5%
Interest & dividends	0.2		
Total	**19.2**	**16.6**	**100.0%**

Public Entities Spending

Approved CoE		Approved G&S		Approved transfers	
12.7	72.6%	10.9	33.3%	0.3	86.4%

R billion
R million
R thousand

national treasury
Department:
National Treasury
REPUBLIC OF SOUTH AFRICA

Actual vs Forecast

Approved Forecast YTD Variance

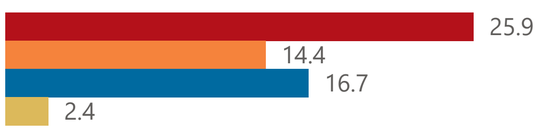

2025/26 Components of total expenditure

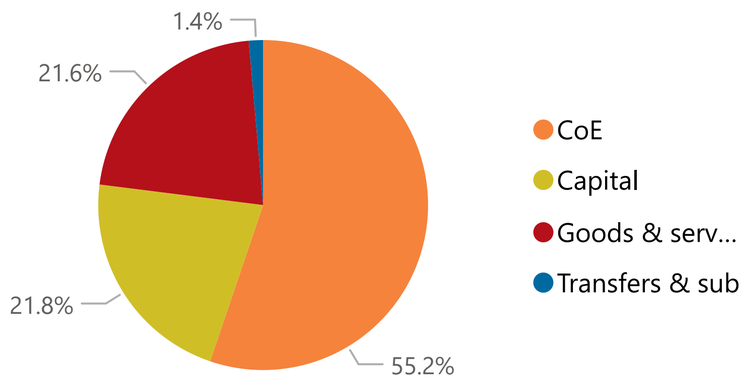

Top 5 Goods & services

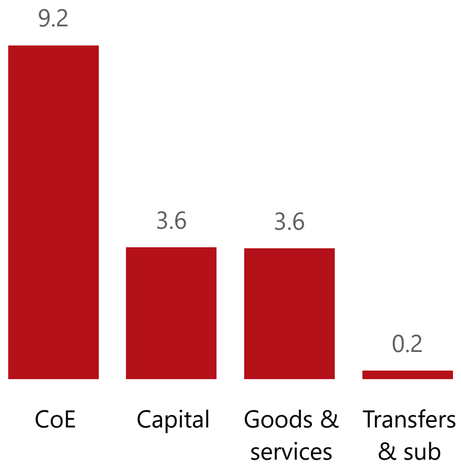

Quarter

3

Cluster

Education and related

Department

Sport, Arts and Culture

Entity

Amazwi – South African Museum of...

Capital assets

YTD Forecast

Expenditure

Level 3	Approved	YTD	% YTD
CoE	12.7	9.2	55.2%
Capital	2.0	3.6	21.8%
Goods & services	10.9	3.6	21.6%
Transfers & sub	0.3	0.2	1.4%
Total	**25.9**	**16.7**	**100.0%**