

Overview - Public Entities Quarterly Reporting

Approved receipts

97.5

50.7%

Approved spending

68.0

45.6%

Surplus/(deficit)

29.5

- ☐ R billion
- ☒ R million
- ☐ R thousand

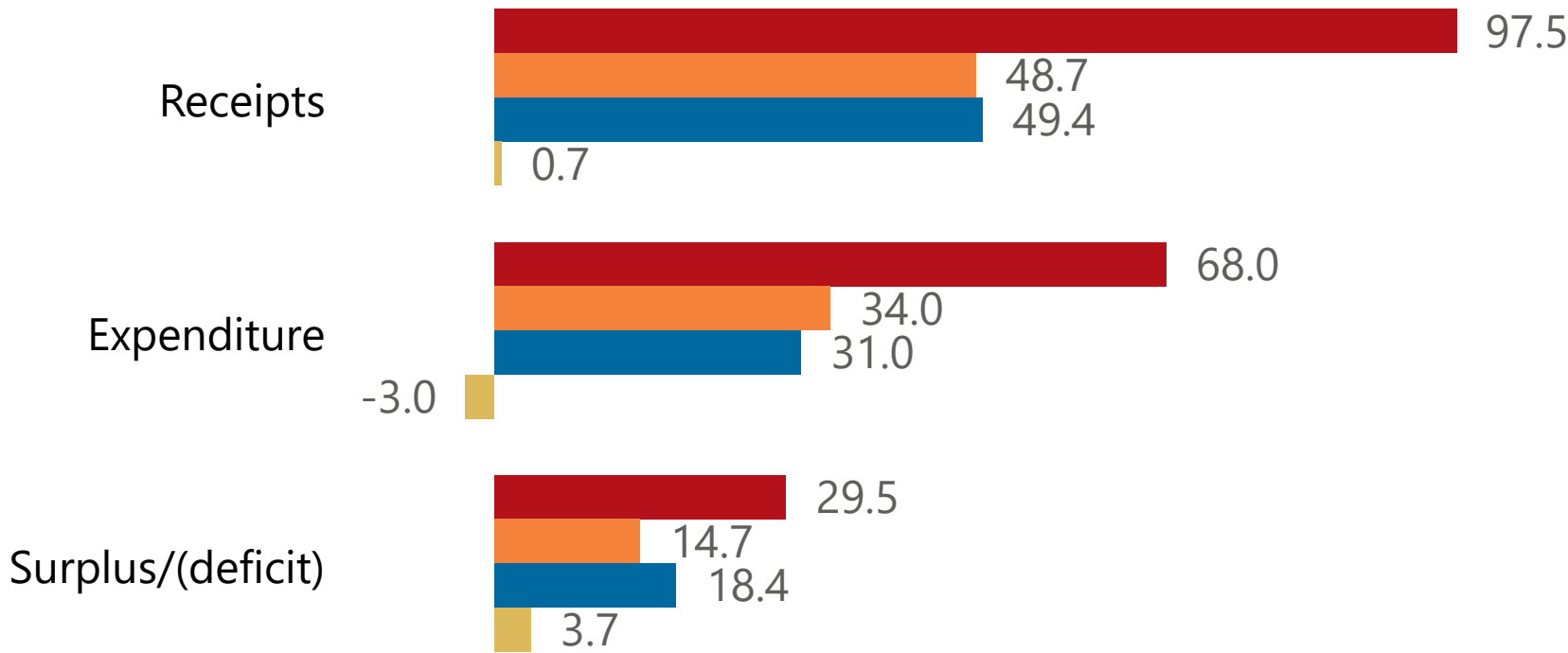


national treasury


Department:
National Treasury
REPUBLIC OF SOUTH AFRICA

Consolidation

● Approved ● Forecast ● YTD ● Variance



Components of total receipts



Quarter

2

Cluster

All

Department

Women, Youth and Persons with Di...

Entity

The Commission on Gender Equality

Components of total expenditure

CoE 31.0

Functional grouping

Social development 31.0

Spending by PFMA schedule

1 31.0

Public Entities Receipts

Approved sales of G&S

(Blank)

(Blank)

Approved transfers

97.5

50.0%

- ☐ R billion
- ☒ R million
- ☐ R thousand

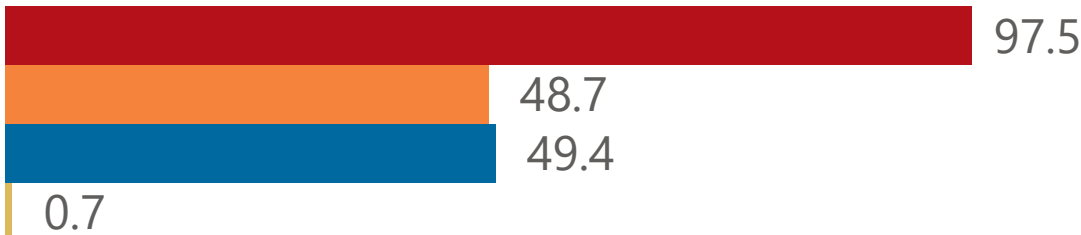


national treasury

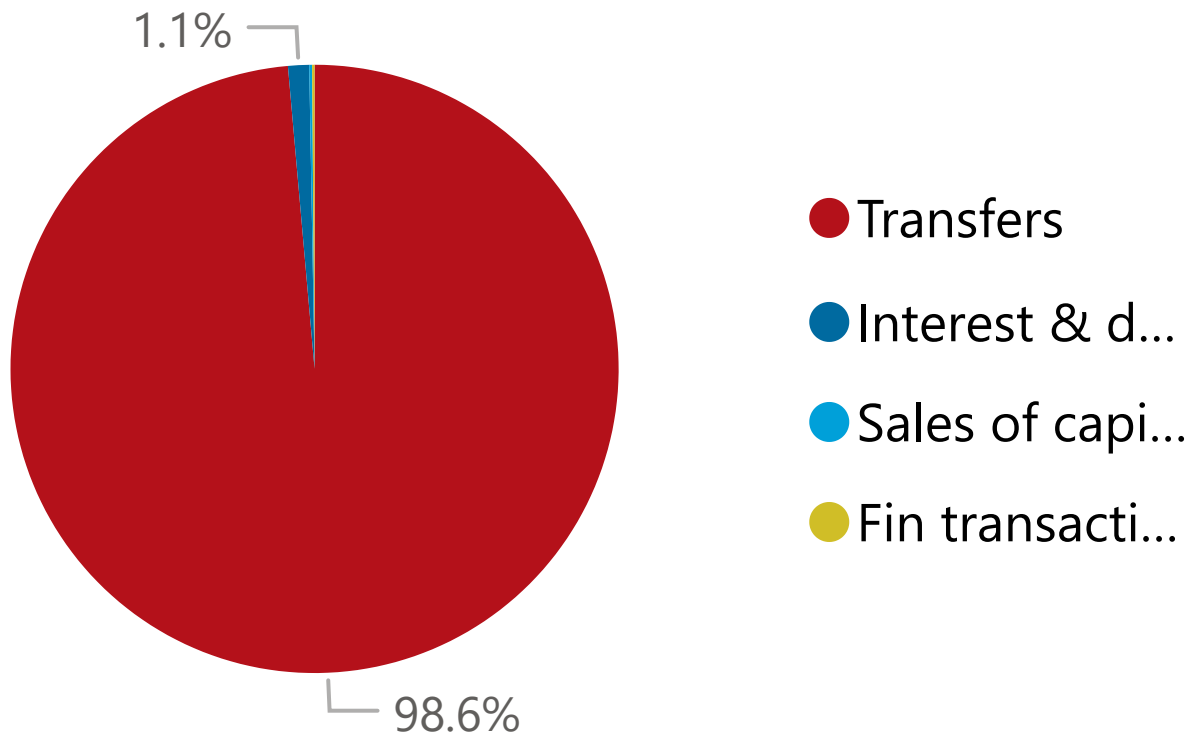
Department:
National Treasury
REPUBLIC OF SOUTH AFRICA

Actual vs Forecast

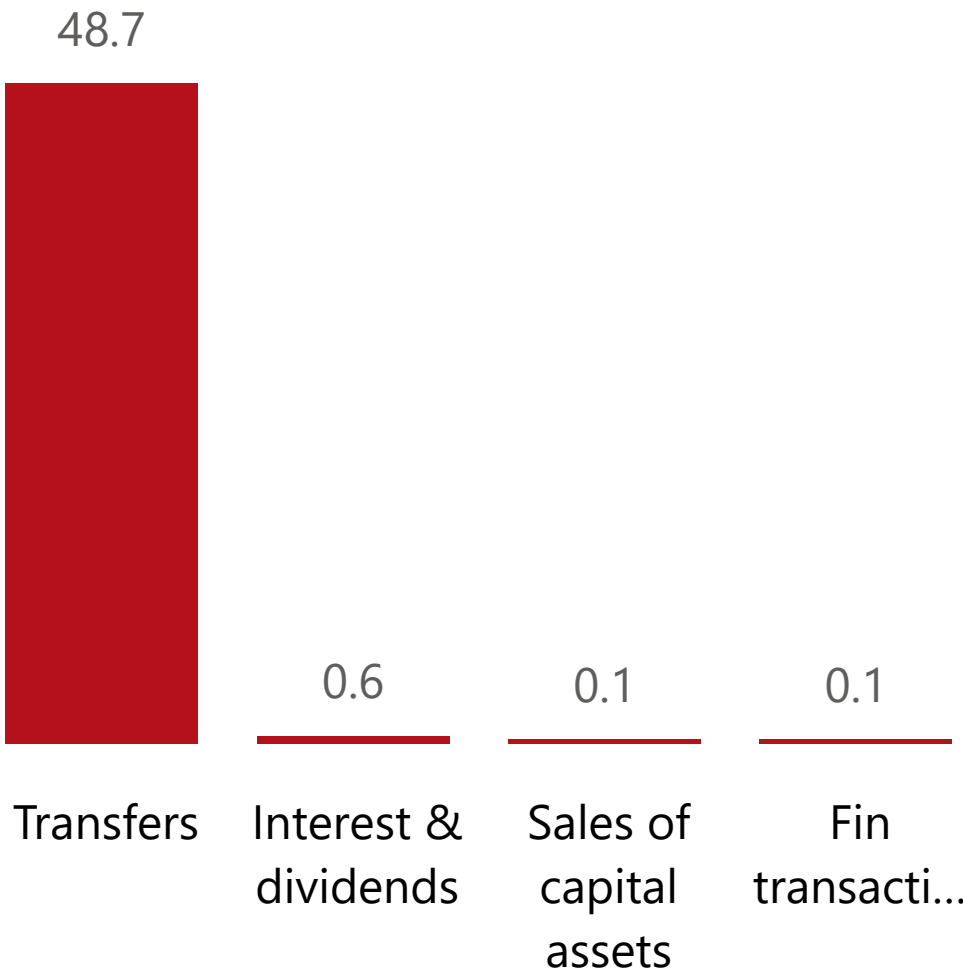
● Approved ● Forecast ● YTD ● Variance



2025/26 Component of total receipts



Top 5 Receipts



Quarter

2

Cluster

All

Department

Women, Youth and Persons with Disabilities

Entity

The Commission on Gender Equality

Top 5 Transfers



Receipts

Level 3	Approved	YTD	% YTD
Transfers	97.5	48.7	98.6%
Interest & dividends		0.6	1.1%
Sales of capital assets		0.1	0.2%
Fin transactions		0.1	0.1%
Total	97.5	49.4	100.0%

Public Entities Spending

Approved CoE

68.045.6%

Approved G&S

(Blank)(Blank)

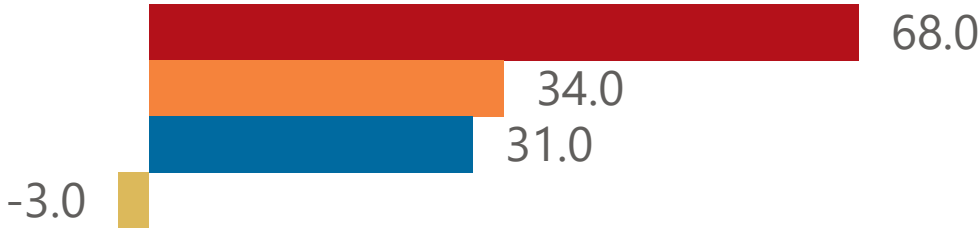
Approved transfers

(Blank)50.7%

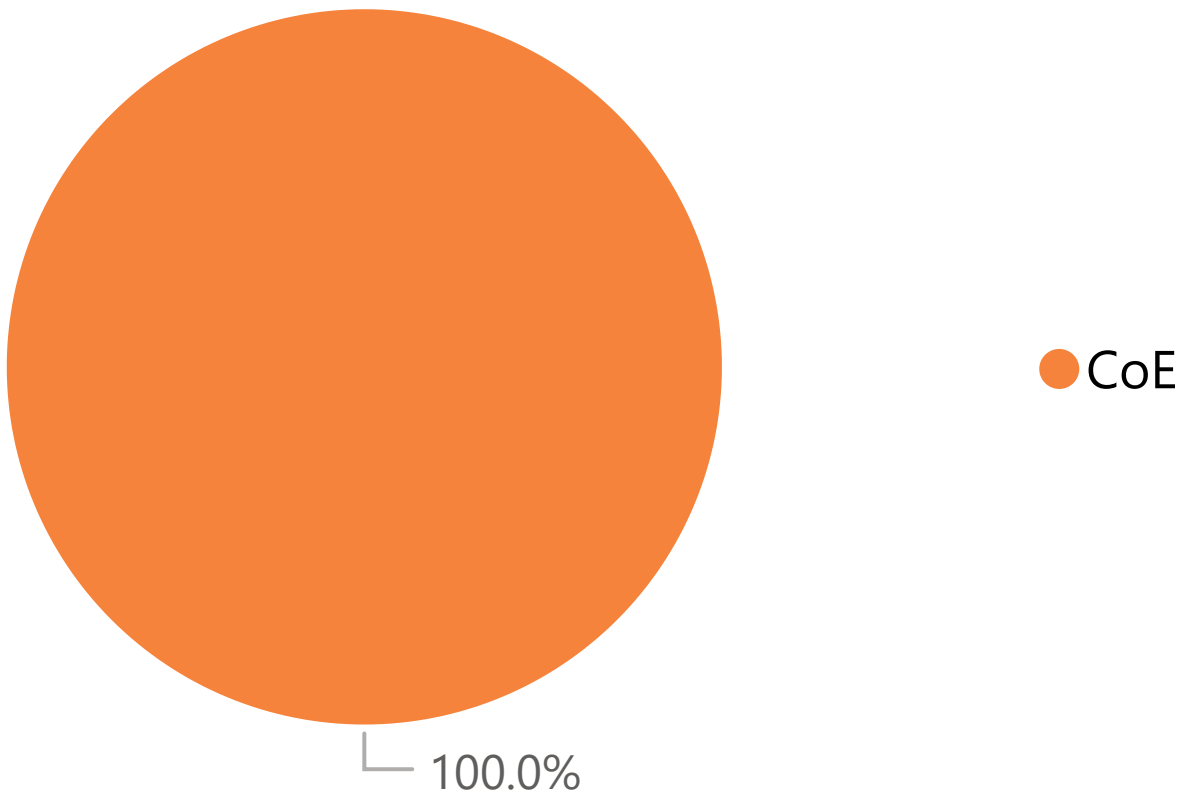
- ☐ R billion
- ☒ R million
- ☐ R thousand

Actual vs Forecast

ApprovedForecastYTDVariance



2025/26 Components of total expenditure



Top 5 Goods & services



Quarter

2

Cluster

All

Department

Women, Youth and Persons with Di...

Entity

The Commission on Gender Equality

Capital assets

Expenditure

Level 3	Approved	YTD	% YTD
⊕ CoE	68.0	31.0	100.0%
Total	68.0	31.0	100.0%