

Overview - Public Entities Quarterly Reporting



national treasury
Department:
National Treasury
REPUBLIC OF SOUTH AFRICA

Approved receipts

85.3

48.5%

Approved spending

74.0

51.3%

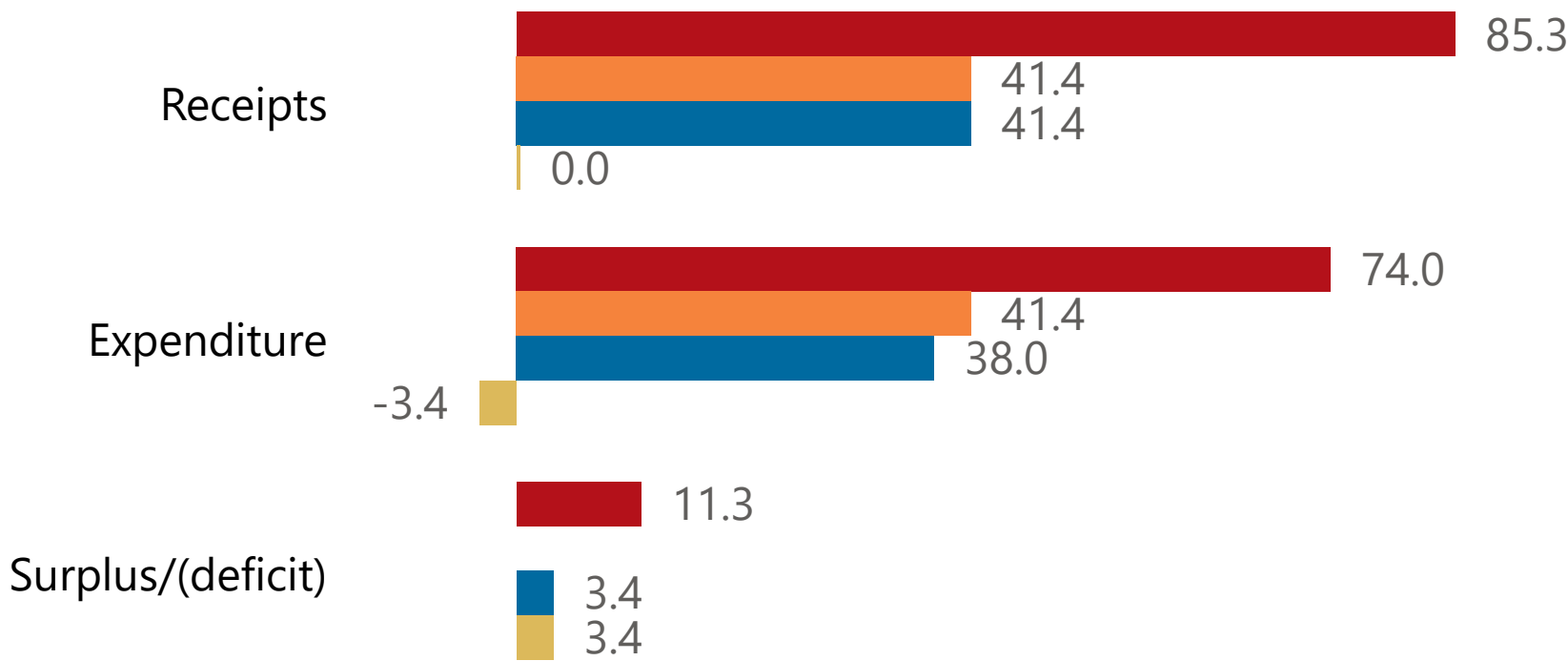
Surplus/(deficit)

11.3

- ☐ R billion
- ☒ R million
- ☐ R thousand

Consolidation

● Approved ● Forecast ● YTD ● Variance



Components of total receipts



Quarter

2

Cluster

All

Department

Communications and Digital Techn...

Entity

Universal Service and Access Agenc...

Components of total expenditure



Functional grouping



Spending by PFMA schedule



Public Entities Receipts

Approved sales of G&S

(Blank)

(Blank)

Approved transfers

85.3

48.5%

- ☐ R billion
- ☒ R million
- ☐ R thousand

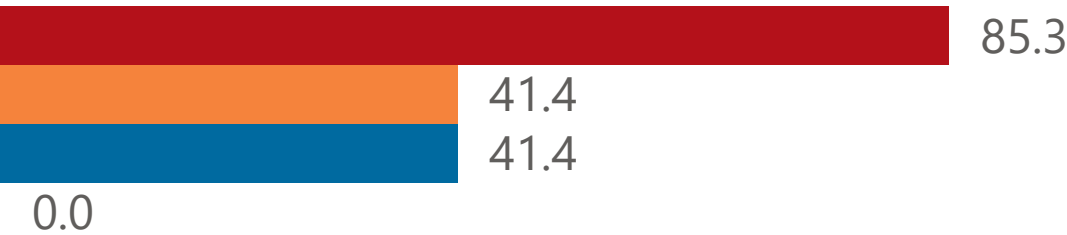


national treasury

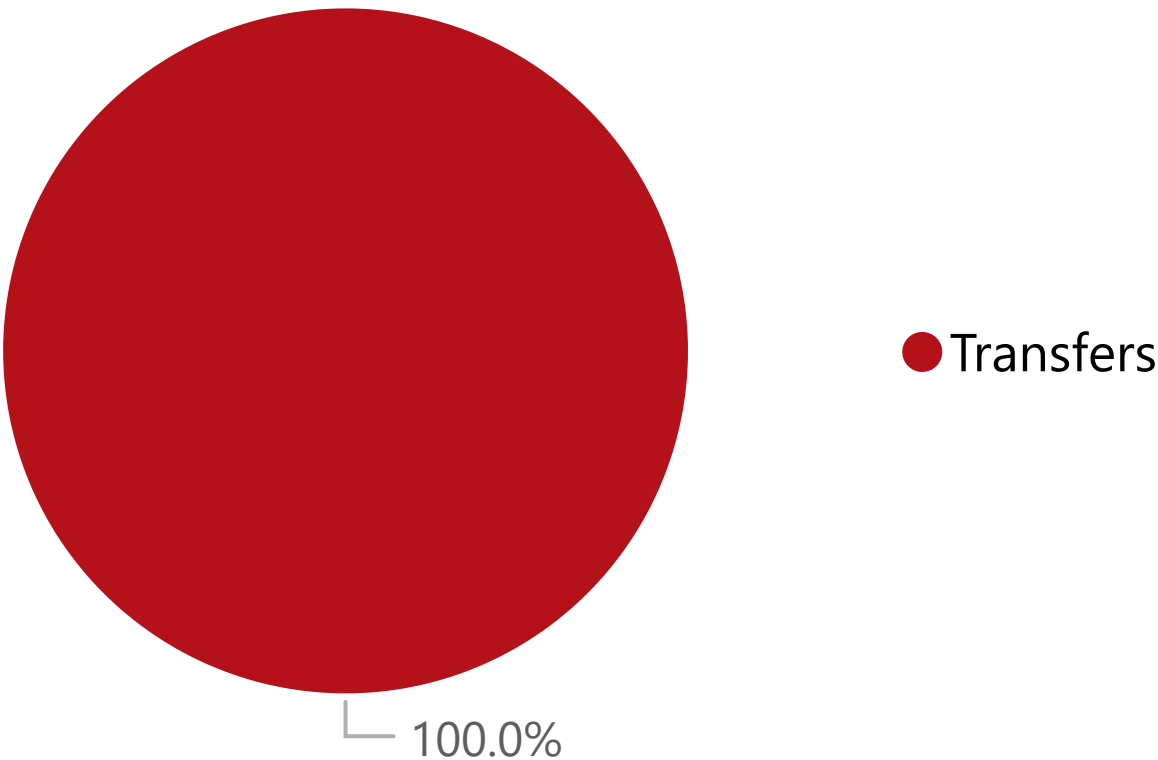
Department:
National Treasury
REPUBLIC OF SOUTH AFRICA

Actual vs Forecast

● Approved ● Forecast ● YTD ● Variance



2025/26 Component of total receipts



Top 5 Receipts



Quarter

2

Cluster

All

Department

Communications and Digital Techn...

Entity

Universal Service and Access Agenc...

Top 5 Transfers



Receipts

Level 3	Approved	YTD	% YTD
Transfers	85.3	41.4	100.0%
Total	85.3	41.4	100.0%

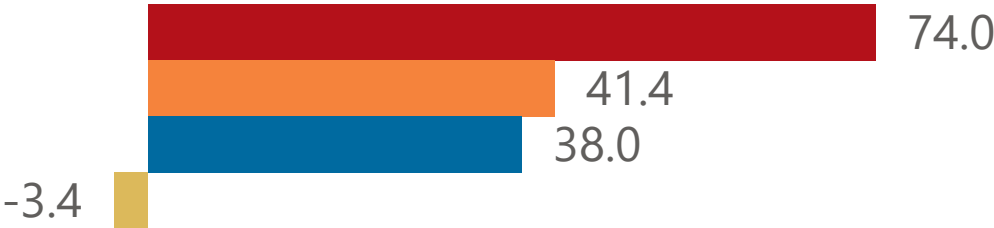
Public Entities Spending

Approved CoE	Approved G&S	Approved transfers
56.051.3%	18.151.2%	(Blank)48.5%

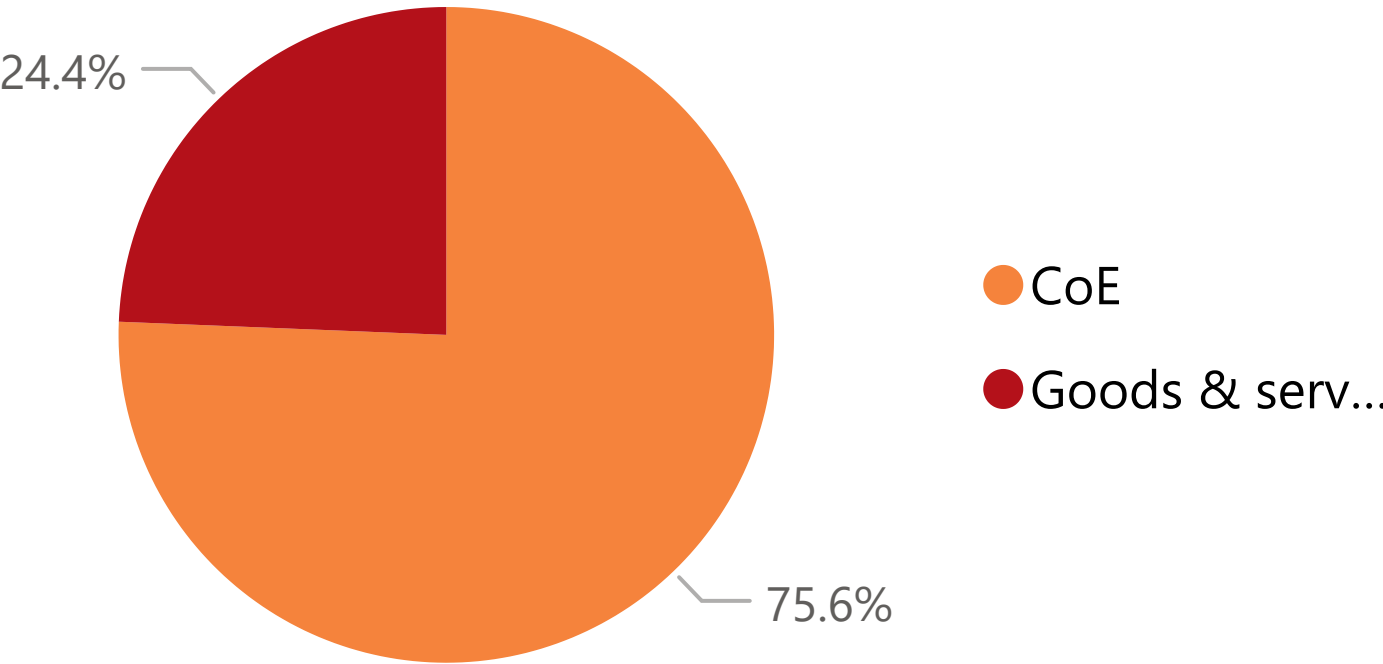
- ☐ R billion
- ☒ R million
- ☐ R thousand

Actual vs Forecast

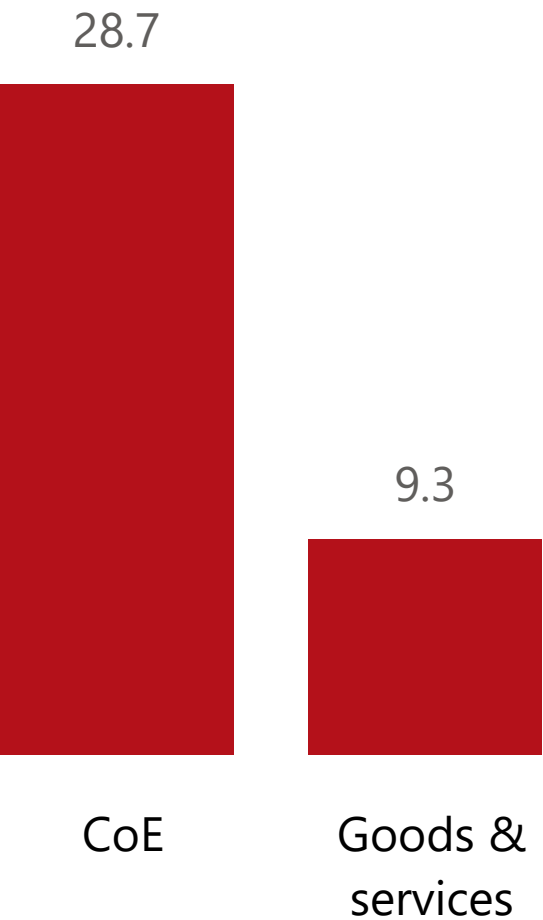
ApprovedForecastYTDVariance



2025/26 Components of total expenditure



Top 5 Goods & services



Quarter

2

▼

Cluster

All

▼

Department

Communications and Digital Techn...

▼

Entity

Universal Service and Access Agenc...

▼

Capital assets

Expenditure

Level 3	Approved	YTD	% YTD
⊕ CoE	56.0	28.7	75.6%
⊕ Goods & services	18.1	9.3	24.4%
Total	74.0	38.0	100.0%