

# Overview - Public Entities Quarterly Reporting

Approved receipts

6,778.9

34.5%

Approved spending

5,209.2

52.9%

Surplus/(deficit)

1,569.7

- ☐ R billion
- ☒ R million
- ☐ R thousand

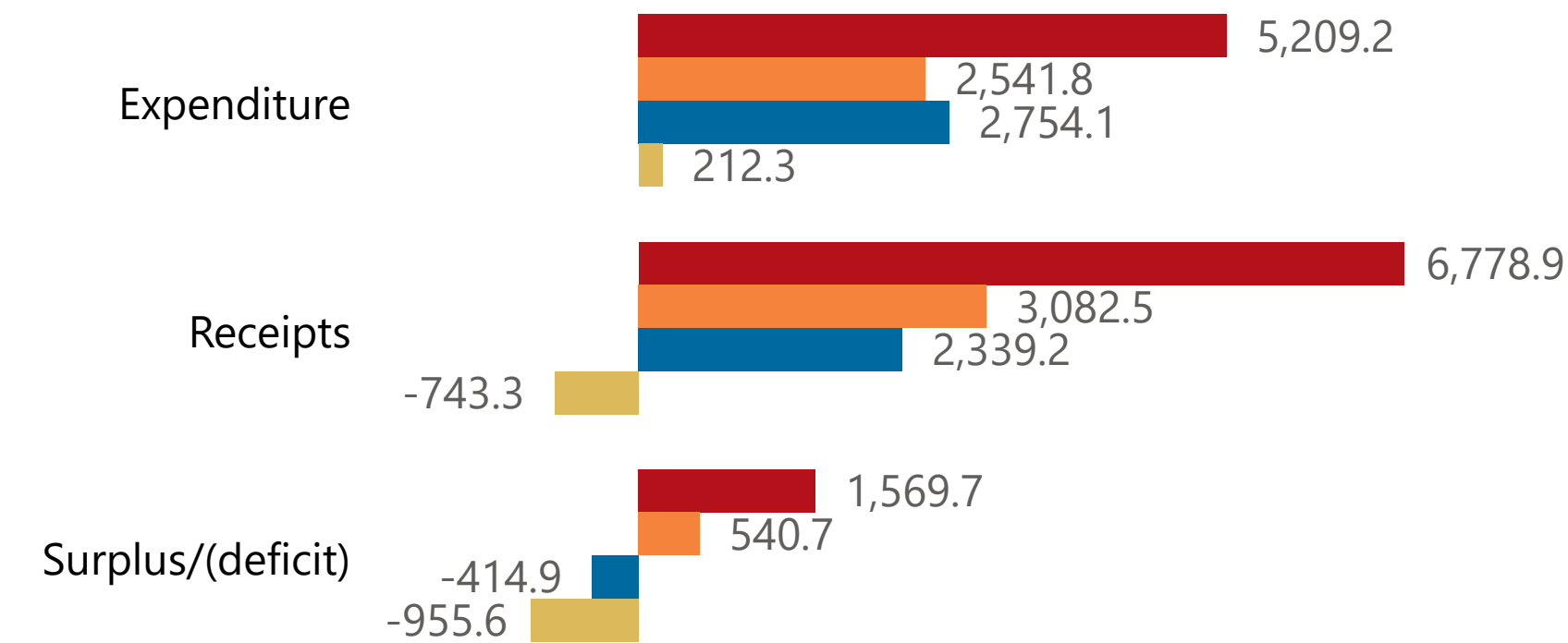


**national treasury**

Department:  
National Treasury  
REPUBLIC OF SOUTH AFRICA

## Consolidation

● Approved ● Forecast ● YTD ● Variance



## Components of total receipts



## Quarter

2

## Cluster

All

## Department

Communications and Digital Techn...

## Entity

South African Broadcasting Corpora...

## Components of total expenditure



## Functional grouping



## Spending by PFMA schedule



# Public Entities Receipts

Approved sales of G&S

6,322.9

36.2%

Approved transfers

456.1

11.6%



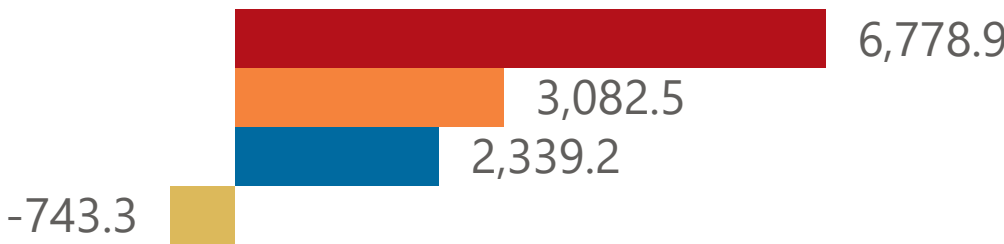
national treasury

Department:  
National Treasury  
REPUBLIC OF SOUTH AFRICA

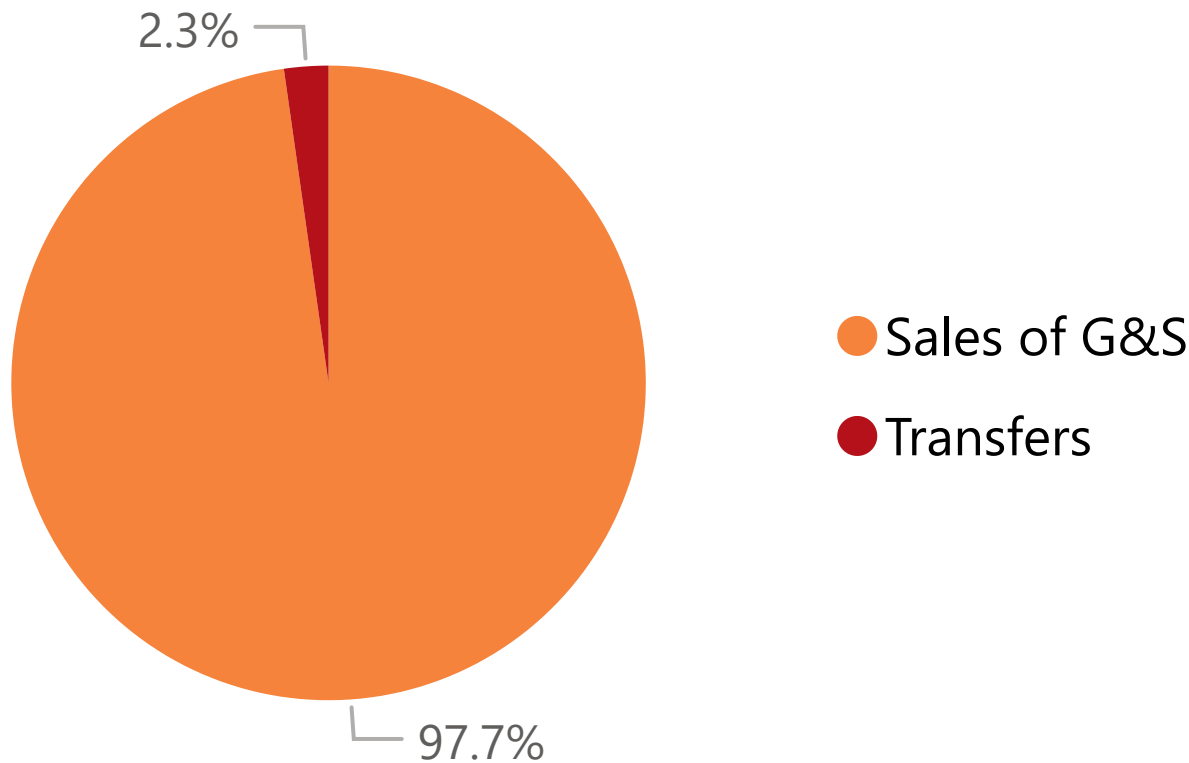
- ☐ R billion
- ☒ R million
- ☐ R thousand

## Actual vs Forecast


Approved Forecast YTD Variance



## 2025/26 Component of total receipts



## Top 5 Receipts



## Quarter

2

## Cluster

All

## Department

Communications and Digital Techn...

## Entity

South African Broadcasting Corpora...

## Top 5 Transfers



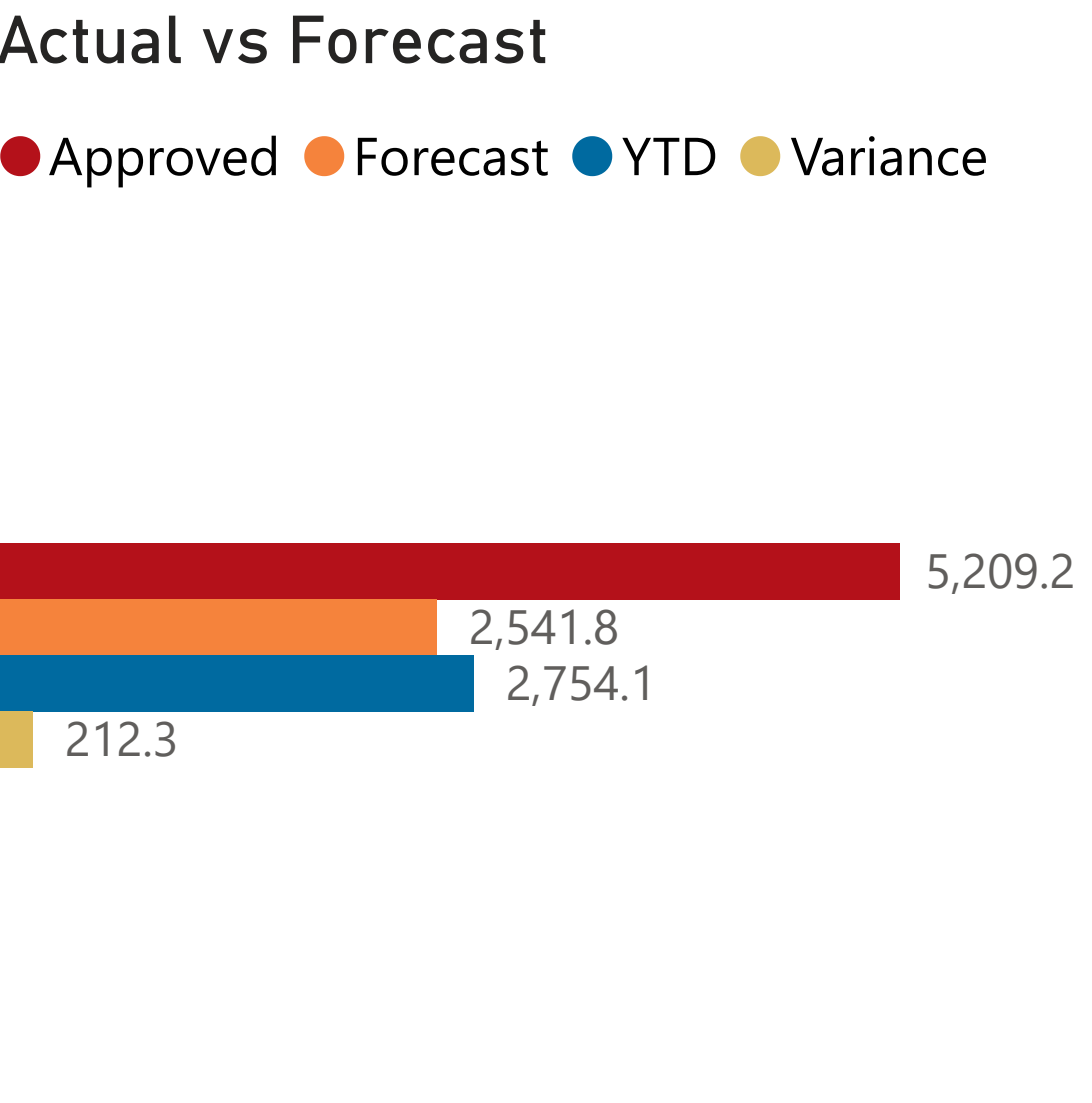
## Receipts

Level 3	Approved	YTD	% YTD
+ Sales of G&S	6,322.9	2,286.5	97.7%
+ Transfers	456.1	52.7	2.3%
Total	6,778.9	2,339.2	100.0%

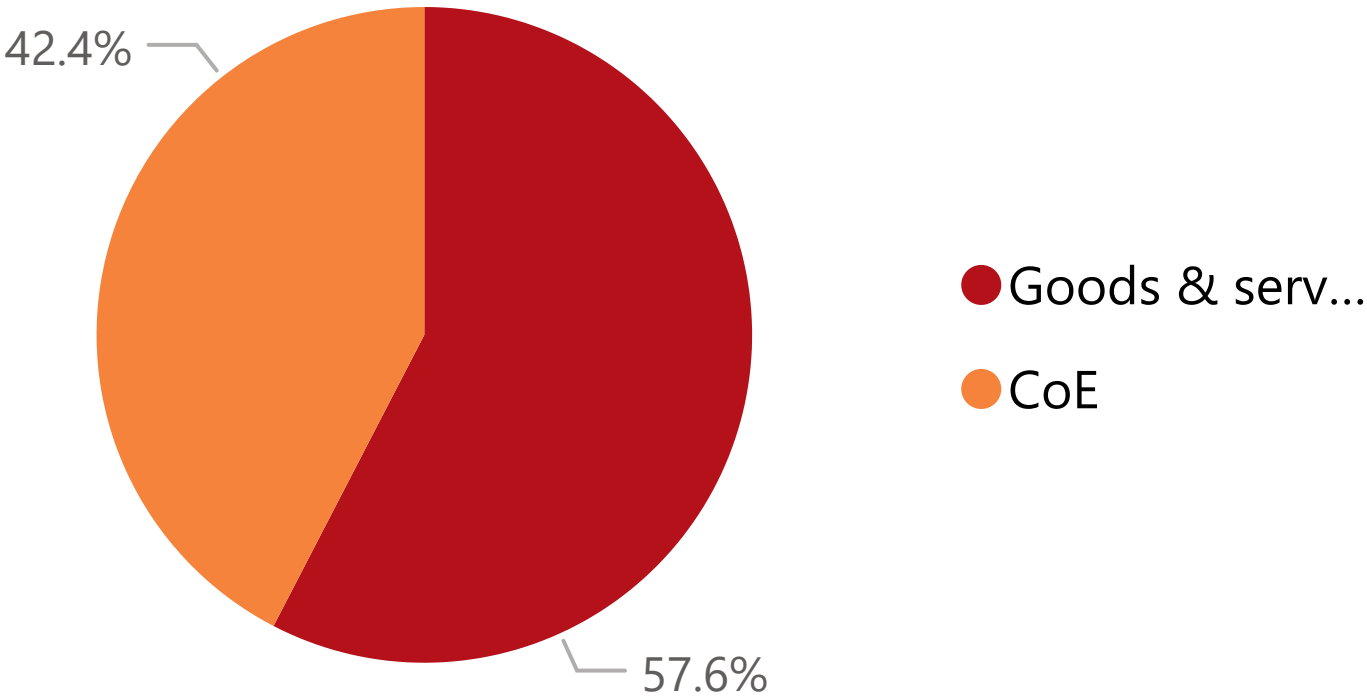
# Public Entities Spending

Approved CoE	Approved G&S	Approved transfers
2,409.148.5%	2,793.156.8%	(Blank)34.5%


- ☐ R billion
- ☒ R million
- ☐ R thousand



2025/26 Components of total expenditure



Top 5 Goods & services



Quarter

2

▼

Cluster

All

▼

Department

Communications and Digital Techn...

▼

Entity

South African Broadcasting Corpora...

▼

Capital assets

Expenditure

Level 3	Approved	YTD	% YTD
⊕ Goods & services	2,793.1	1,586.6	57.6%
⊕ CoE	2,409.1	1,167.5	42.4%
⊕ Interest	7.1		
Total	5,209.2	2,754.1	100.0%