

# Overview - Public Entities Quarterly Reporting

Approved receipts

1,505.6

112.4%

Approved spending

794.0

209.6%

Surplus/(deficit)

711.6

- ☐ R billion
- ☒ R million
- ☐ R thousand

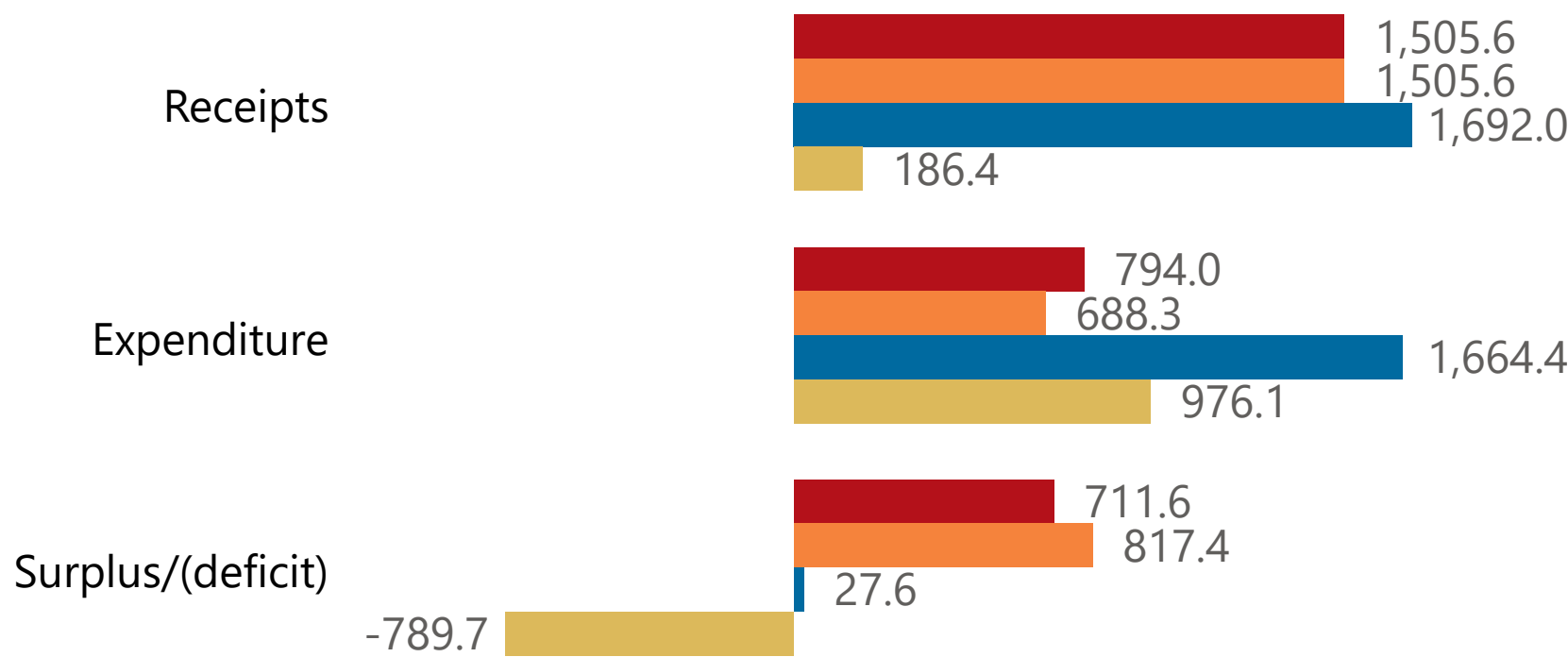


national treasury

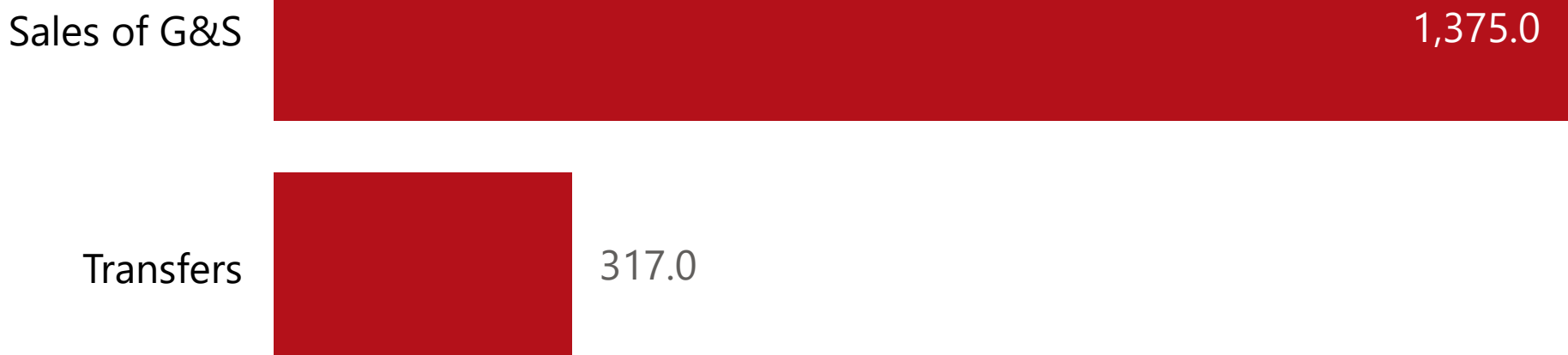
Department:  
National Treasury  
REPUBLIC OF SOUTH AFRICA

## Consolidation

● Approved ● Forecast ● YTD ● Variance



## Components of total receipts



## Quarter

4

## Cluster

All

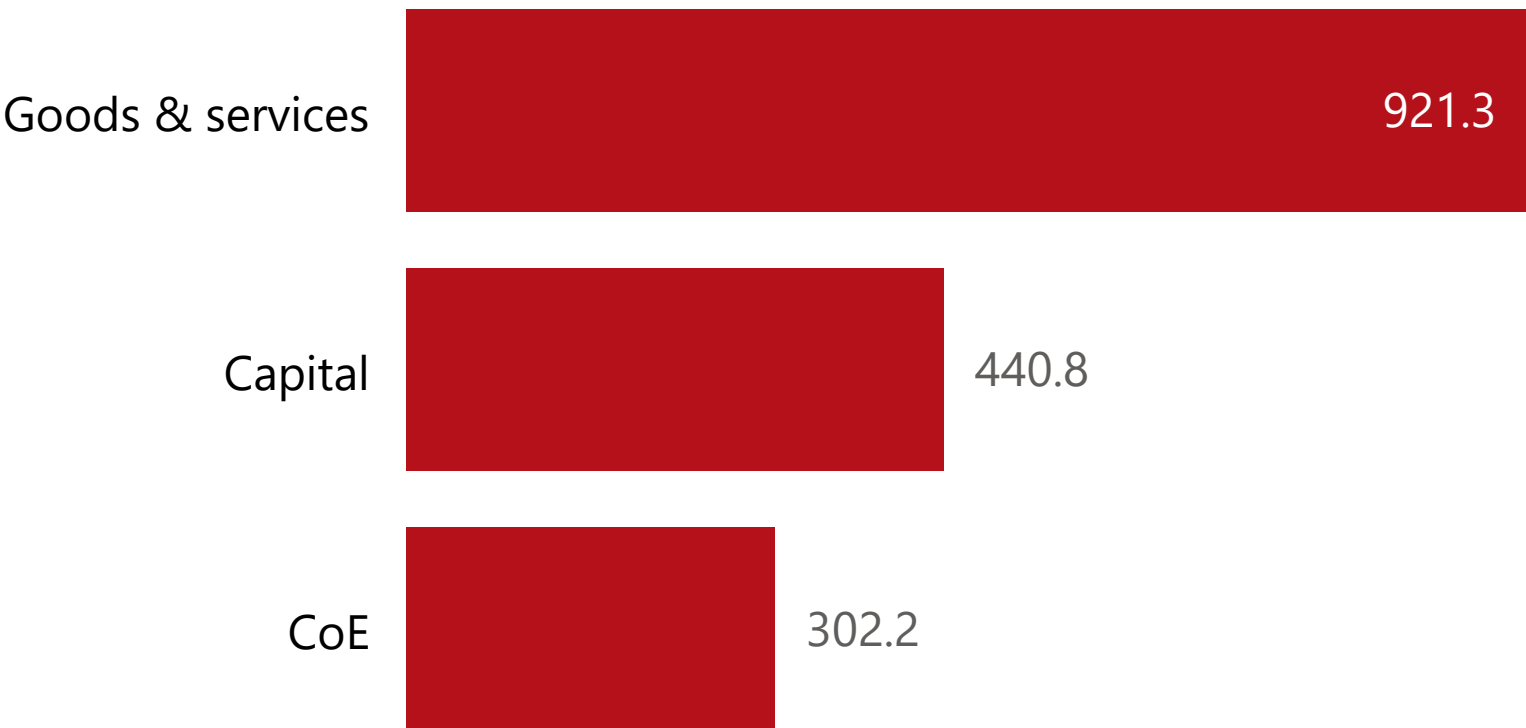
## Department

Water and Sanitation

## Entity

Lepelle Northern Water

## Components of total expenditure



## Functional grouping

Economic development 1,664.4

## Spending by PFMA schedule

3B 1,664.4

# Public Entities Receipts

Approved sales of G&S

(Blank)

(Blank)

Approved transfers

(Blank)

(Blank)

- ☐ R billion
- ☒ R million
- ☐ R thousand



**national treasury**

Department:  
National Treasury  
**REPUBLIC OF SOUTH AFRICA**

## Actual vs Forecast

## 2025/26 Component of total receipts

## Top 5 Receipts

## Quarter

1



## Cluster

All



## Department

Water and Sanitation



## Entity

Lepelle Northern Water



## Top 5 Transfers

## Receipts

Level 3

Approved

YTD

% YTD



**Total**

# Public Entities Spending

Approved CoE  
(Blank)

Approved G&S  
(Blank)

Approved transfers  
(Blank)

- ☐ R billion
- ☒ R million
- ☐ R thousand



**national treasury**

Department:  
National Treasury  
**REPUBLIC OF SOUTH AFRICA**

Actual vs Forecast

2025/26 Components of total expenditure

Top 5 Goods & services

Quarter

1

▼

Cluster

All

▼

Department

Water and Sanitation

▼

Entity

Lepelle Northern Water

▼

Capital assets

Expenditure

Level 3	Approved	YTD	% YTD
Total			