

Overview - Public Entities Quarterly Reporting

Approved receipts

1,099.7

1.5%

Approved spending

1,245.7

20.7%

Surplus/(deficit)

-146.0

- ☐ R billion
- ☒ R million
- ☐ R thousand

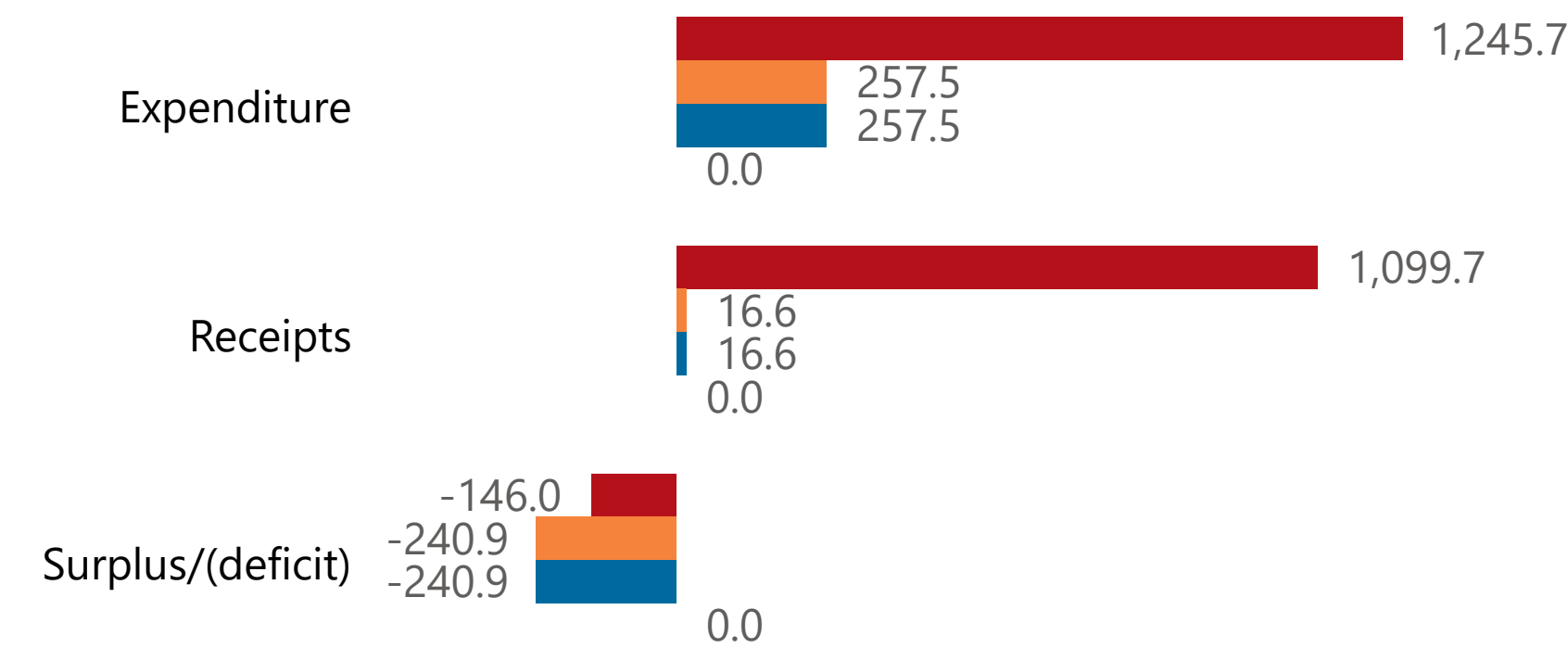


national treasury

Department:
National Treasury
REPUBLIC OF SOUTH AFRICA

Consolidation

● Approved ● Forecast ● YTD ● Variance



Components of total receipts



Quarter

1

Cluster

All

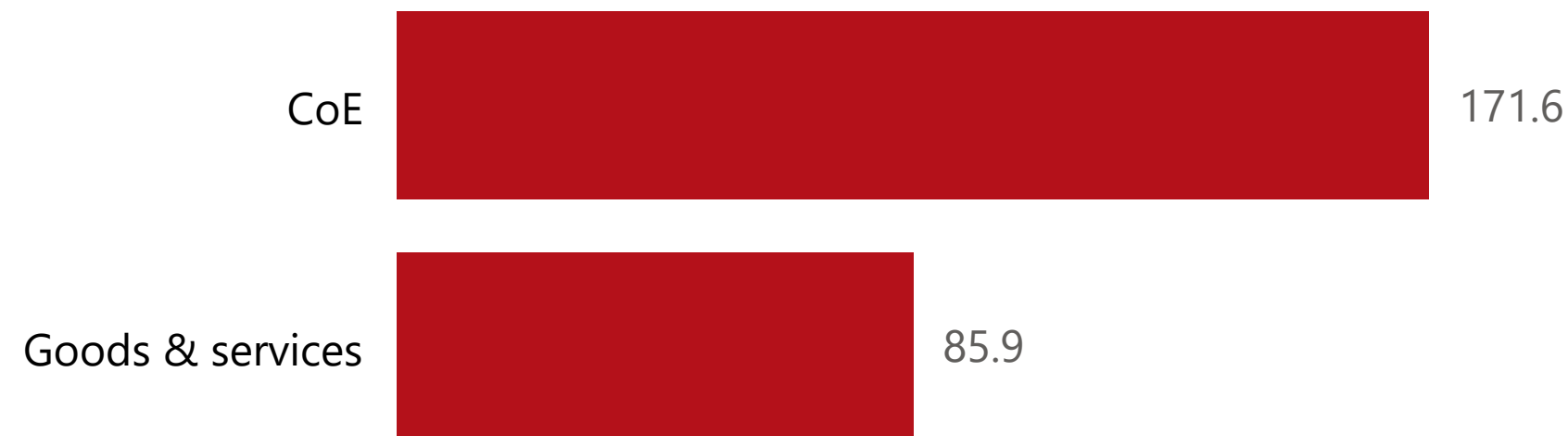
Department

National Treasury

Entity

Financial Sector Conduct Authority

Components of total expenditure



Functional grouping



Spending by PFMA schedule



Public Entities Receipts

Approved sales of G&S

1,058.7

0.0%

Approved transfers

(Blank)

(Blank)

- ☐ R billion
- ☒ R million
- ☐ R thousand



national treasury

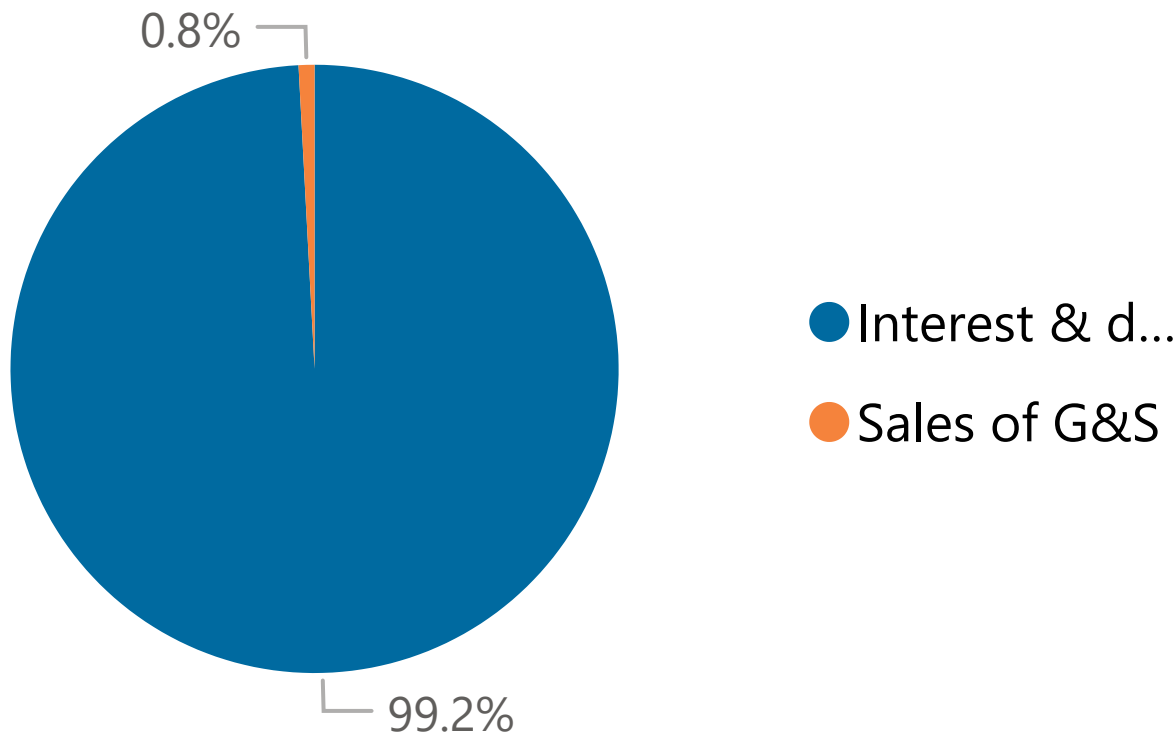
Department:
National Treasury
REPUBLIC OF SOUTH AFRICA

Actual vs Forecast

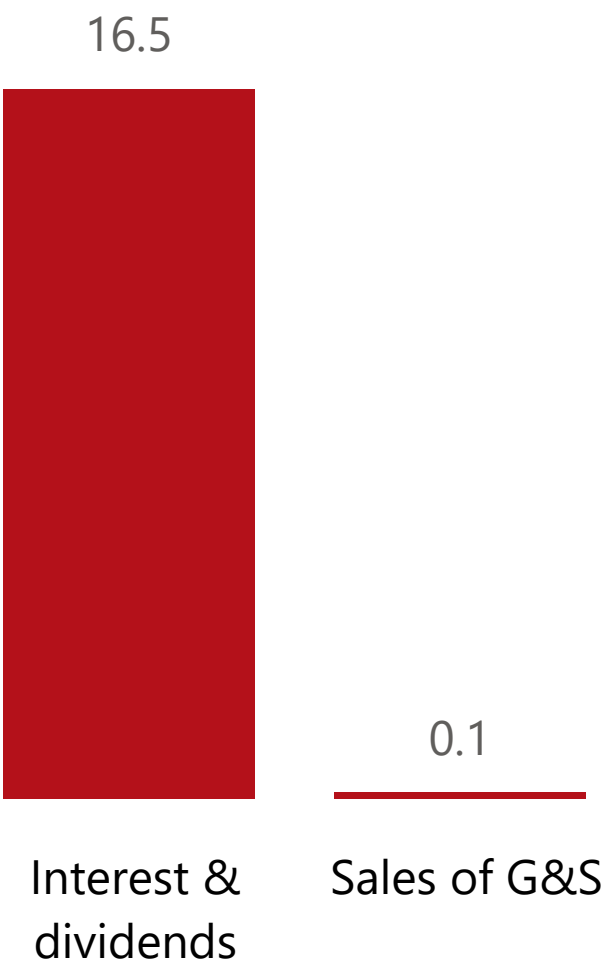
Approved Forecast YTD Variance



2025/26 Component of total receipts



Top 5 Receipts



Quarter

1

Cluster

All

Department

National Treasury

Entity

Financial Sector Conduct Authority

Top 5 Transfers

Receipts

| Level 3 | Approved | YTD | % YTD |
|----------------------|----------|------|--------|
| Interest & dividends | 41.1 | 16.5 | 99.2% |
| Sales of G&S | 1,058.7 | 0.1 | 0.8% |
| Total | 1,099.7 | 16.6 | 100.0% |

Public Entities Spending

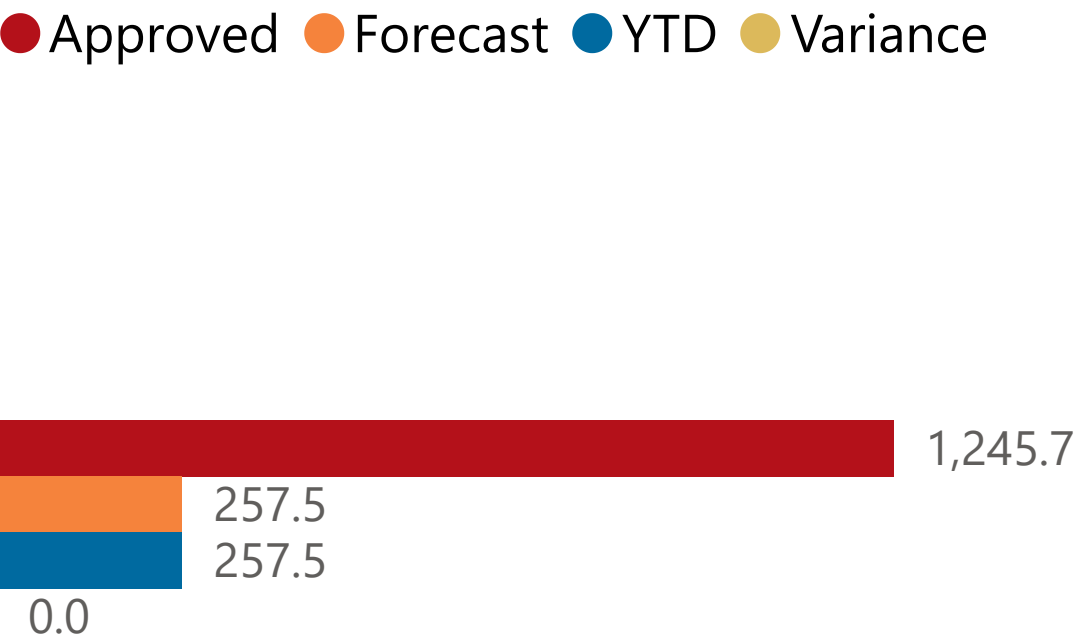
| | | |
|--------------|--------------|--------------------|
| Approved CoE | Approved G&S | Approved transfers |
| 757.022.7% | 331.325.9% | (Blank)1.5% |

- ☐ R billion
- ☒ R million
- ☐ R thousand

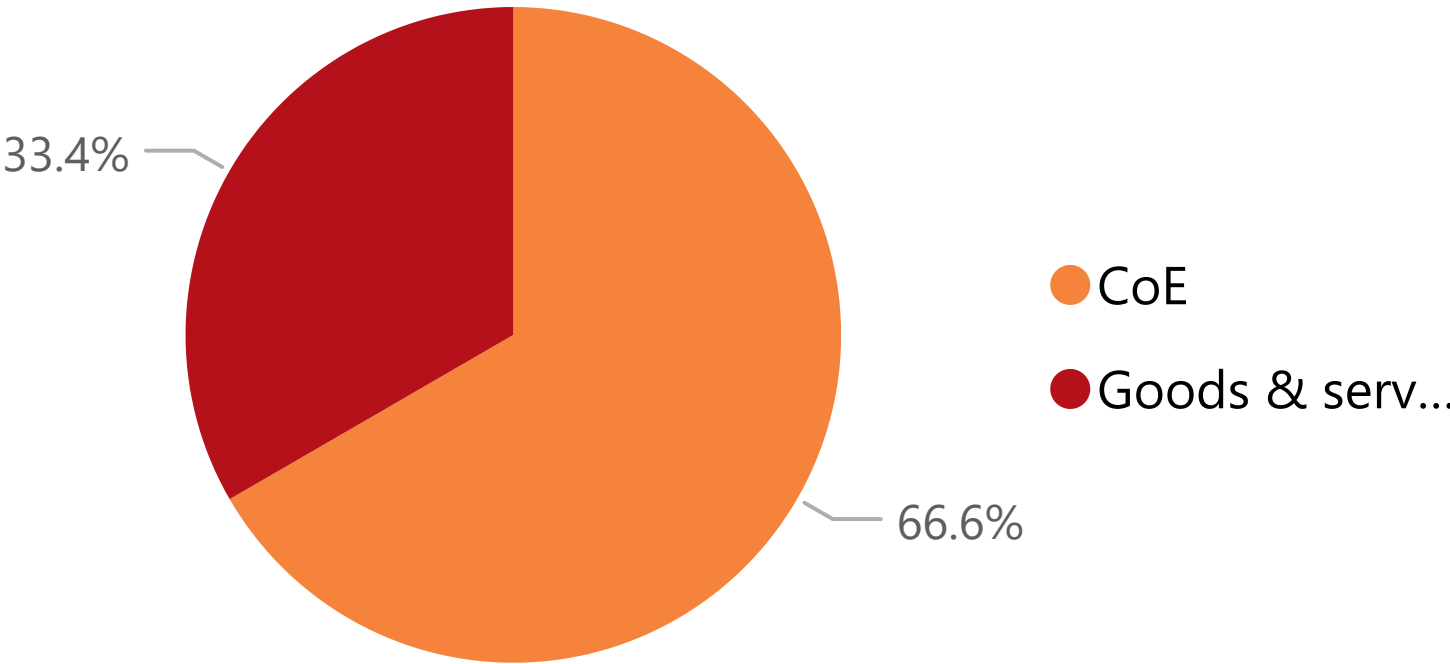


national treasury
Department:
National Treasury
REPUBLIC OF SOUTH AFRICA

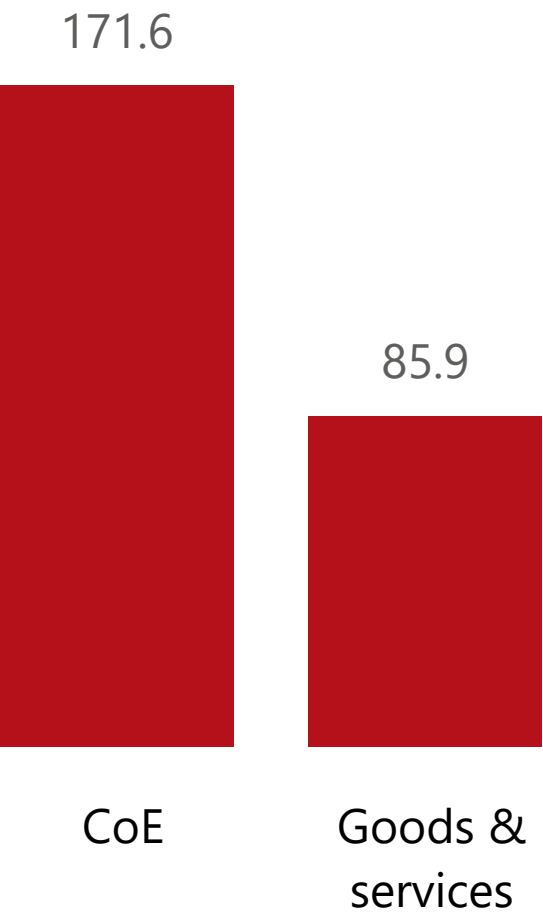
Actual vs Forecast



2025/26 Components of total expenditure



Top 5 Goods & services



Quarter

1

▼

Cluster

All

▼

Department

National Treasury

▼

Entity

Financial Sector Conduct Authority

▼

Capital assets

Expenditure

| Level 3 | Approved | YTD | % YTD |
|--------------------|----------|-------|--------|
| ⊕ CoE | 757.0 | 171.6 | 66.6% |
| ⊕ Goods & services | 331.3 | 85.9 | 33.4% |
| ⊕ Capital | 157.5 | | |
| Total | 1,245.7 | 257.5 | 100.0% |