

# Overview - Public Entities Quarterly Reporting



**national treasury**

Department:  
National Treasury  
REPUBLIC OF SOUTH AFRICA

Approved receipts

130.7

12.5%

Approved spending

87.1

11.2%

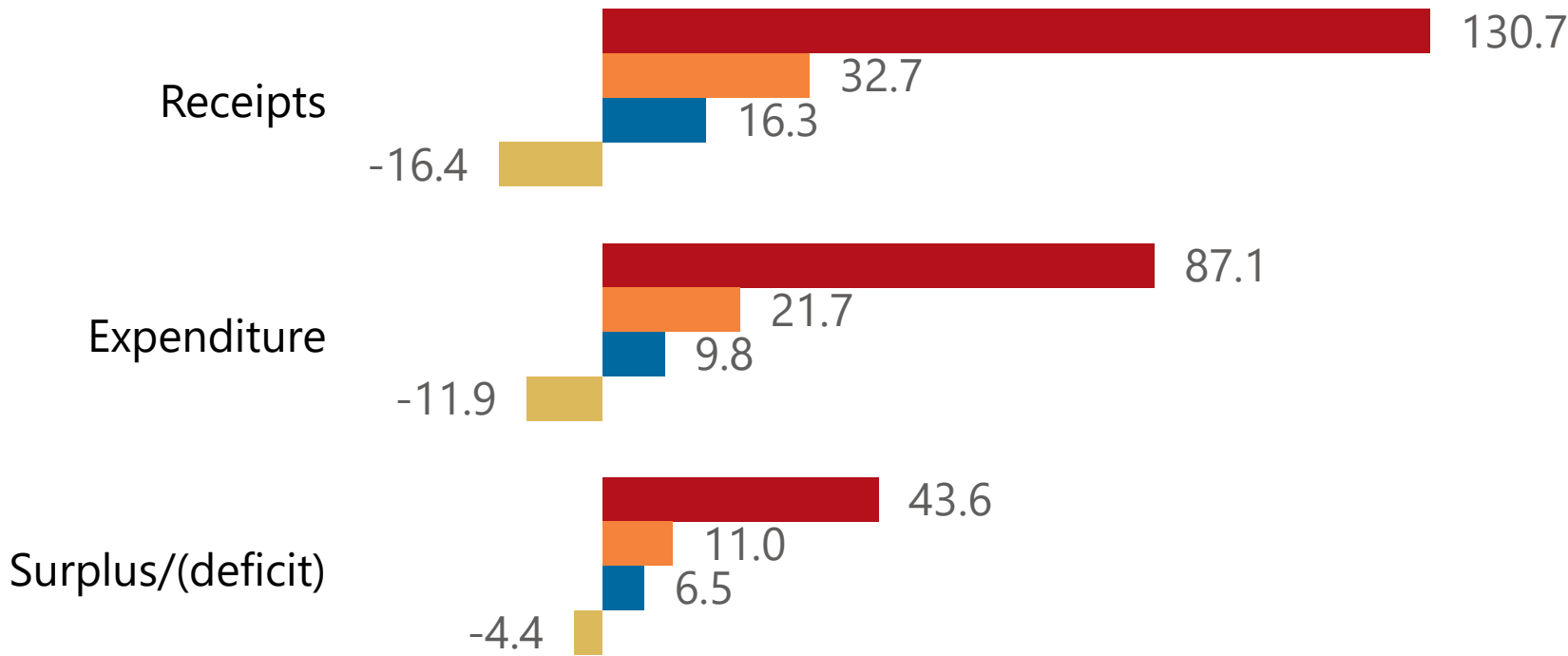
Surplus/(deficit)

43.6

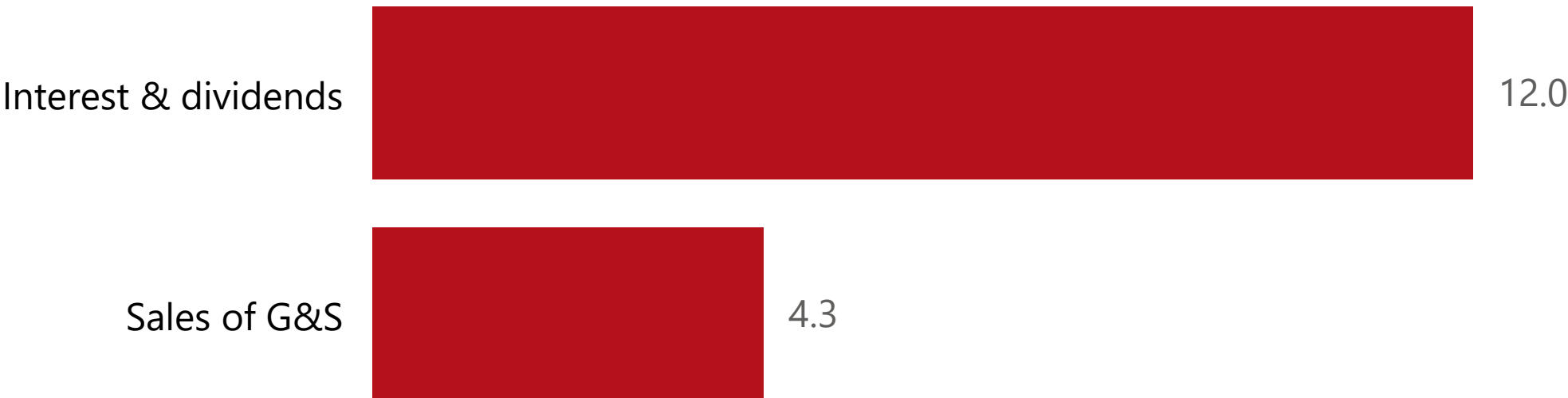
- ☐ R billion
- ☒ R million
- ☐ R thousand

## Consolidation

● Approved ● Forecast ● YTD ● Variance



## Components of total receipts



## Quarter

1

## Cluster

All

## Department

Human Settlements

## Entity

Property Practitioners Fidelity Fund

## Components of total expenditure



## Functional grouping



## Spending by PFMA schedule



# Public Entities Receipts

Approved sales of G&S

80.3

5.3%

Approved transfers

(Blank)

(Blank)



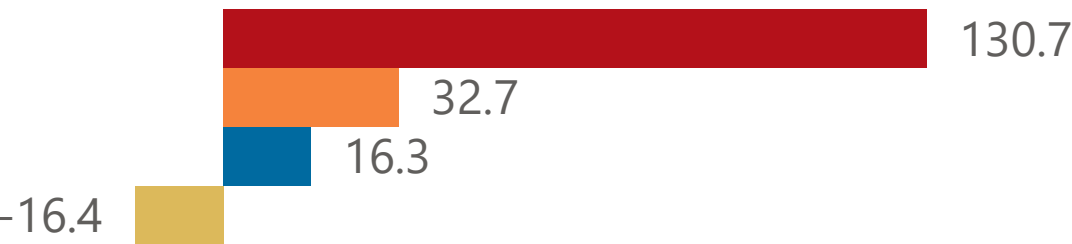
national treasury

Department:  
National Treasury  
REPUBLIC OF SOUTH AFRICA

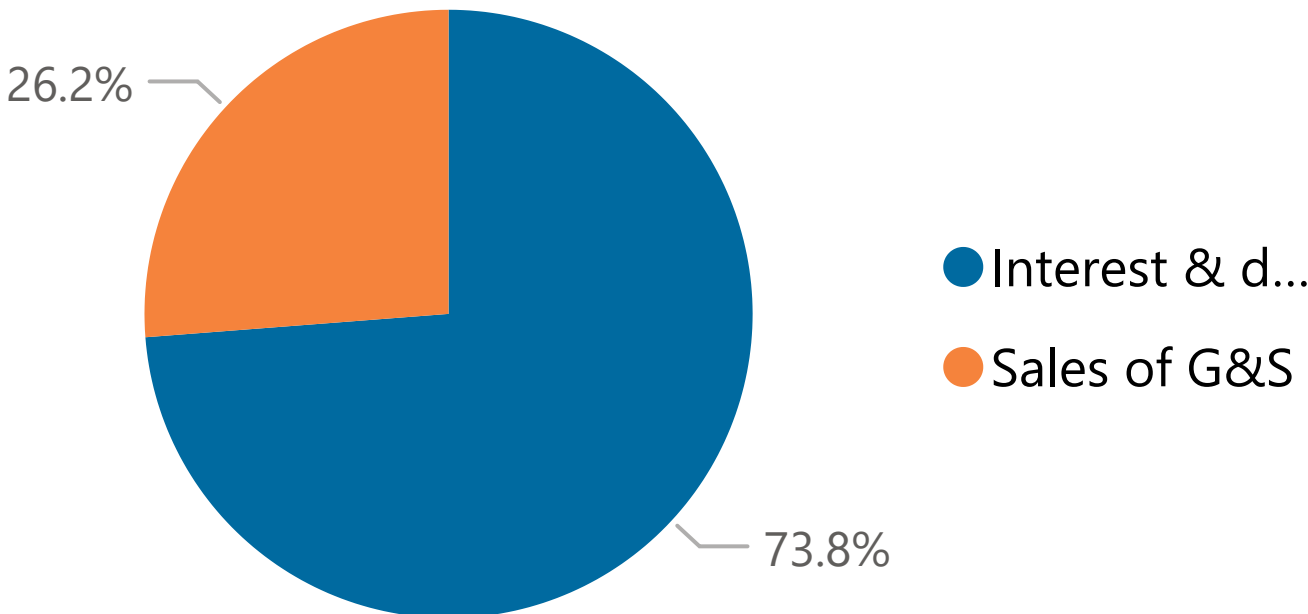
- ☐ R billion
- ☒ R million
- ☐ R thousand

## Actual vs Forecast

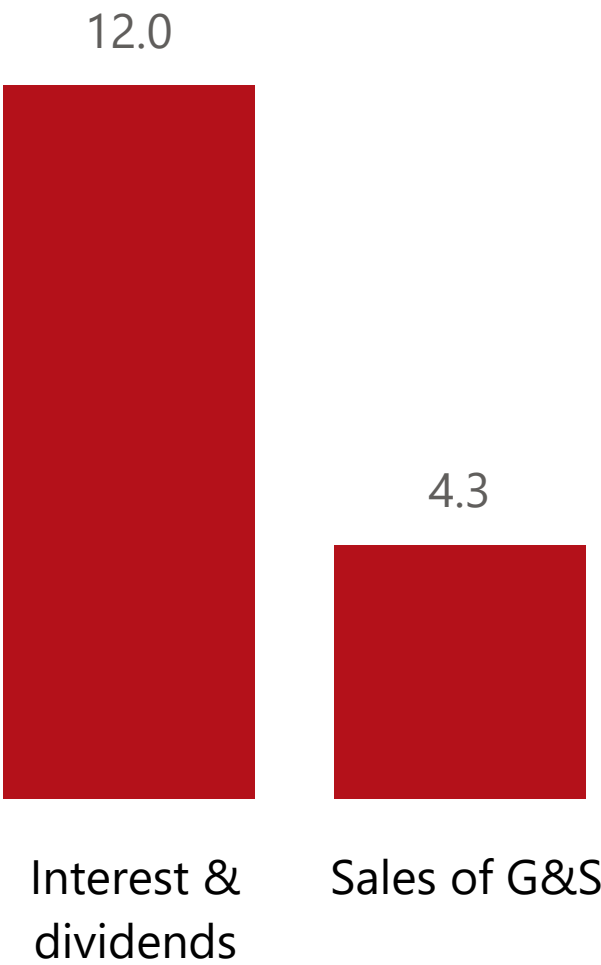
Approved Forecast YTD Variance



## 2025/26 Component of total receipts



## Top 5 Receipts



## Quarter

1

## Cluster

All

## Department

Human Settlements

## Entity

Property Practitioners Fidelity Fund

## Top 5 Transfers

## Receipts

Level 3	Approved	YTD	% YTD
Interest & dividends	50.4	12.0	73.8%
Sales of G&S	80.3	4.3	26.2%
Total	130.7	16.3	100.0%

# Public Entities Spending

Approved CoE  
(Blank) (Blank)

Approved G&S  
87.1 11.2%

Approved transfers  
(Blank) 12.5%

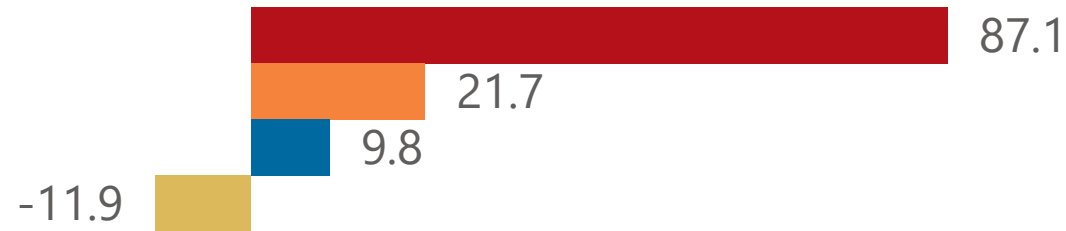
- ☐ R billion
- ☒ R million
- ☐ R thousand



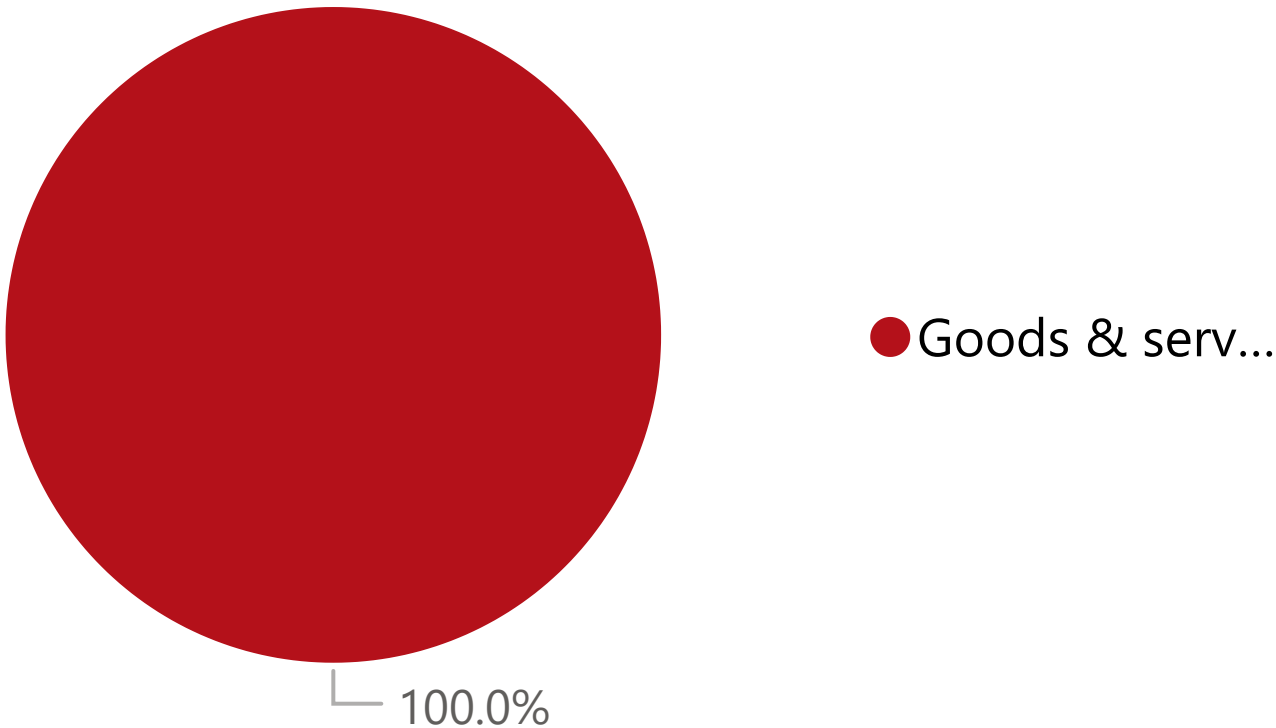
**national treasury**  
Department:  
National Treasury  
REPUBLIC OF SOUTH AFRICA

## Actual vs Forecast

Approved Forecast YTD Variance



## 2025/26 Components of total expenditure



## Top 5 Goods & services



## Quarter

1

## Cluster

All

## Department

Human Settlements

## Entity

Property Practitioners Fidelity Fund

## Capital assets

## Expenditure

Level 3	Approved	YTD	% YTD
<div><div></div>Goods &amp; services</div>	87.1	9.8	100.0%
Total	87.1	9.8	100.0%