

Overview - Public Entities Quarterly Reporting

Approved receipts

55.0

25.0%

Approved spending

55.0

136.9%

Surplus/(deficit)

(Blank)

- ☐ R billion
- ☒ R million
- ☐ R thousand

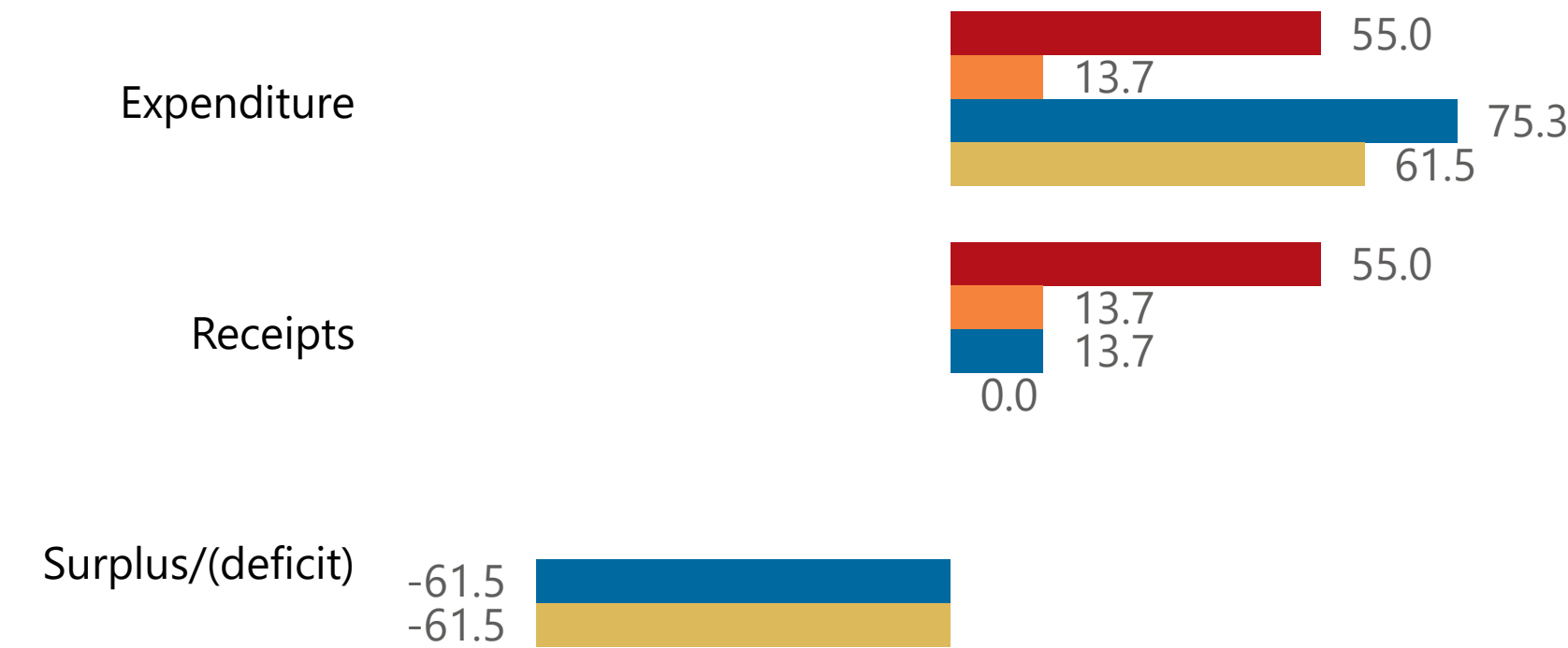


national treasury

Department:
National Treasury
REPUBLIC OF SOUTH AFRICA

Consolidation

● Approved ● Forecast ● YTD ● Variance



Components of total receipts

Transfers

13.7

Components of total expenditure

Transfers & sub

75.3

Functional grouping

Economic development

75.3

Quarter

1

Cluster

All

Department

Communications and Digital Techn...

Entity

Universal Service and Access Fund

Spending by PFMA schedule

3A

75.3

Public Entities Receipts

Approved sales of G&S

(Blank)

(Blank)

Approved transfers

55.0

25.0%



national treasury

Department:
National Treasury
REPUBLIC OF SOUTH AFRICA

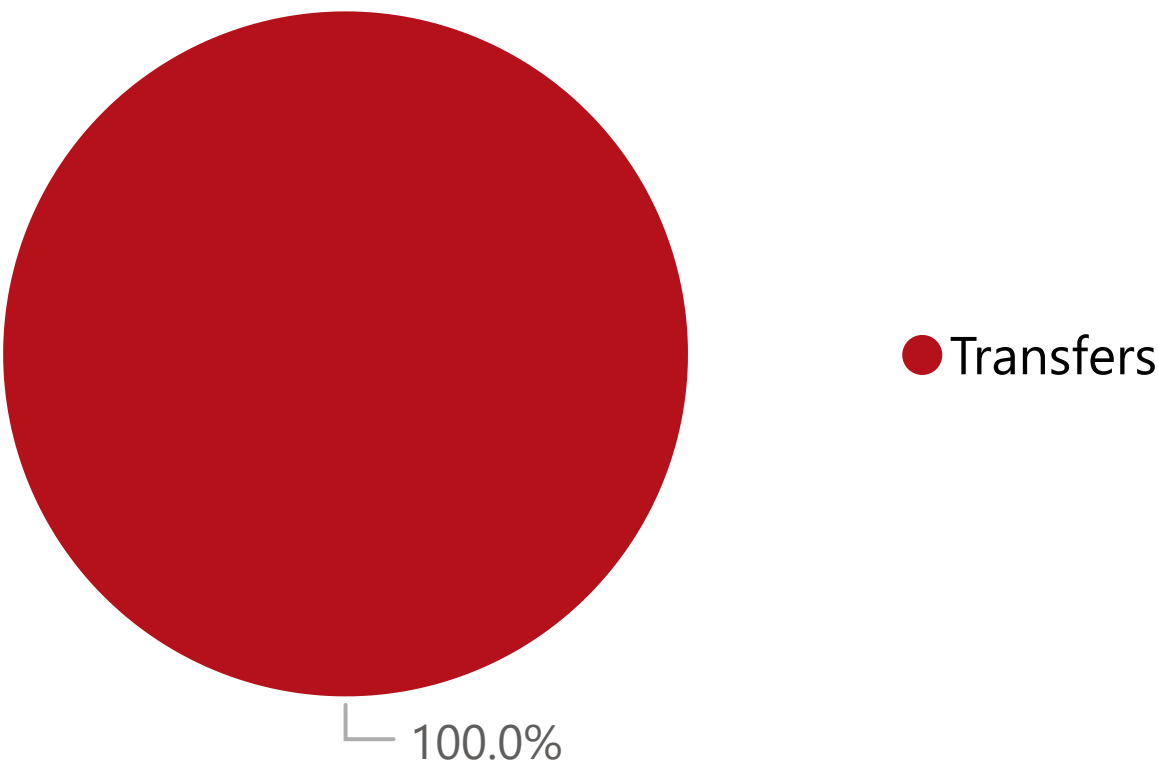
- ☐ R billion
- ☒ R million
- ☐ R thousand

Actual vs Forecast

● Approved ● Forecast ● YTD ● Variance



2025/26 Component of total receipts



Top 5 Receipts



Quarter

1

Cluster

All

Department

Communications and Digital Techn...

Entity

Universal Service and Access Fund

Top 5 Transfers



Receipts

Level 3	Approved	YTD	% YTD
Transfers	55.0	13.7	100.0%
Total	55.0	13.7	100.0%

Public Entities Spending

Approved CoE
(Blank) (Blank)

Approved G&S
(Blank) (Blank)

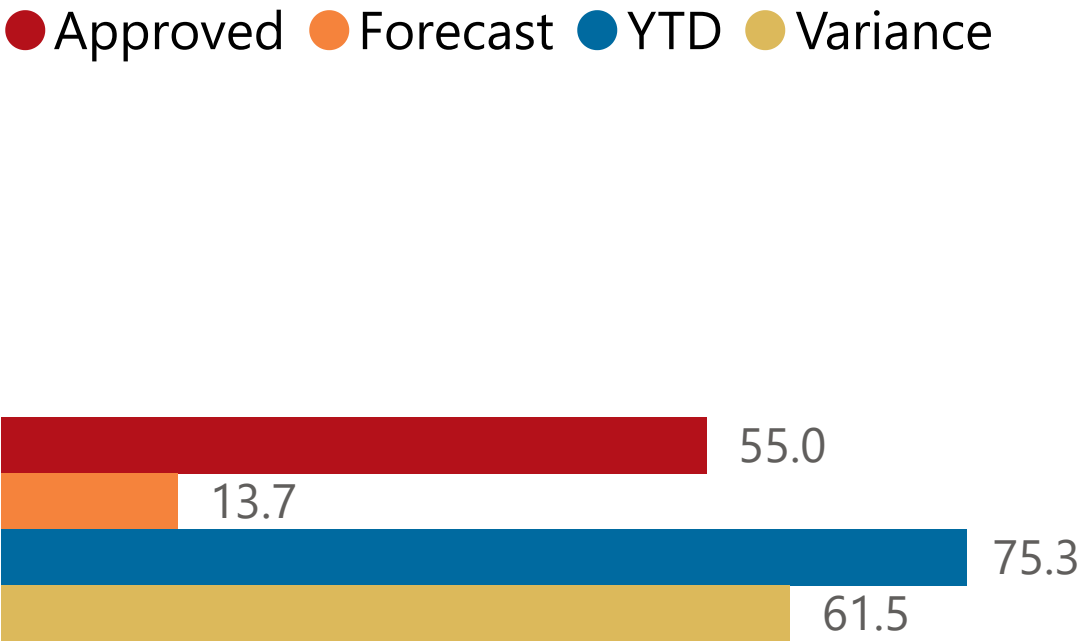
Approved transfers
55.0 25.0%

- ☐ R billion
- ☒ R million
- ☐ R thousand

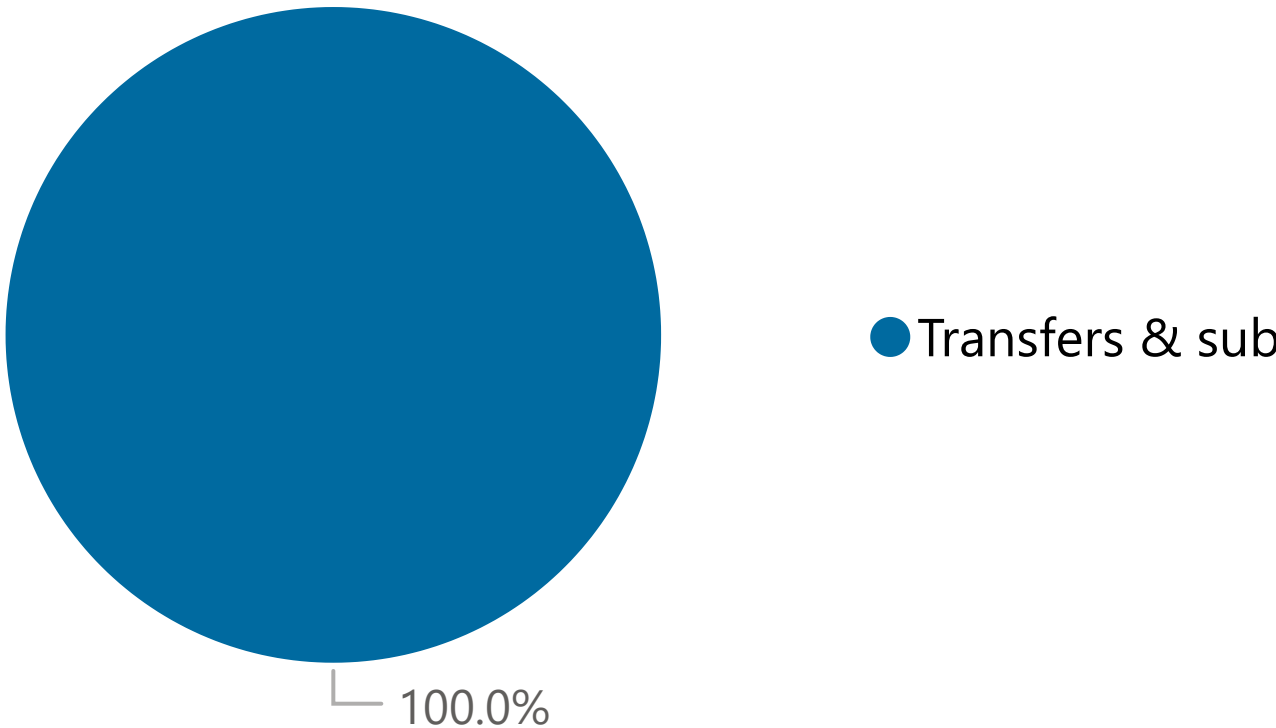


national treasury
Department:
National Treasury
REPUBLIC OF SOUTH AFRICA

Actual vs Forecast



2025/26 Components of total expenditure



Top 5 Goods & services



Quarter

1

Cluster

All

Department

Communications and Digital Techn...

Entity

Universal Service and Access Fund

Capital assets

Expenditure

Level 3	Approved	YTD	% YTD
⊕ Transfers & sub	55.0	75.3	100.0%
Total	55.0	75.3	100.0%