

Overview - Public Entities Quarterly Reporting

Approved receipts

6,778.9

17.8%

Approved spending

5,209.2

21.0%

Surplus/(deficit)

1,569.7

- ☐ R billion
- ☒ R million
- ☐ R thousand

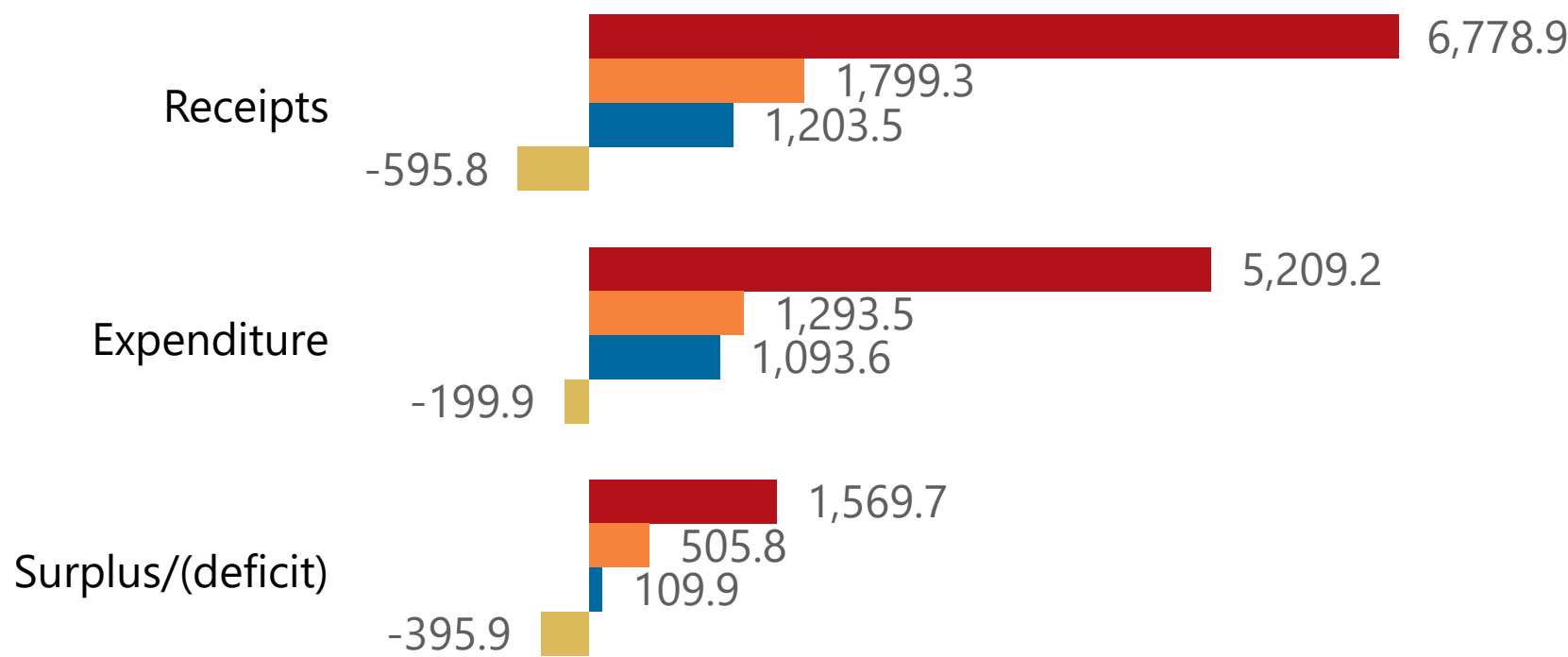


national treasury

Department:
National Treasury
REPUBLIC OF SOUTH AFRICA

Consolidation

Approved Forecast YTD Variance



Components of total receipts



Quarter

1

Cluster

All

Department

Communications and Digital Techn...

Entity

South African Broadcasting Corpora...

Components of total expenditure



Functional grouping

General public services 1,093.6

Spending by PFMA schedule

2 1,093.6

Public Entities Receipts

Approved sales of G&S

6,322.9

17.8%

Approved transfers

456.1

16.9%



national treasury

Department:
National Treasury
REPUBLIC OF SOUTH AFRICA

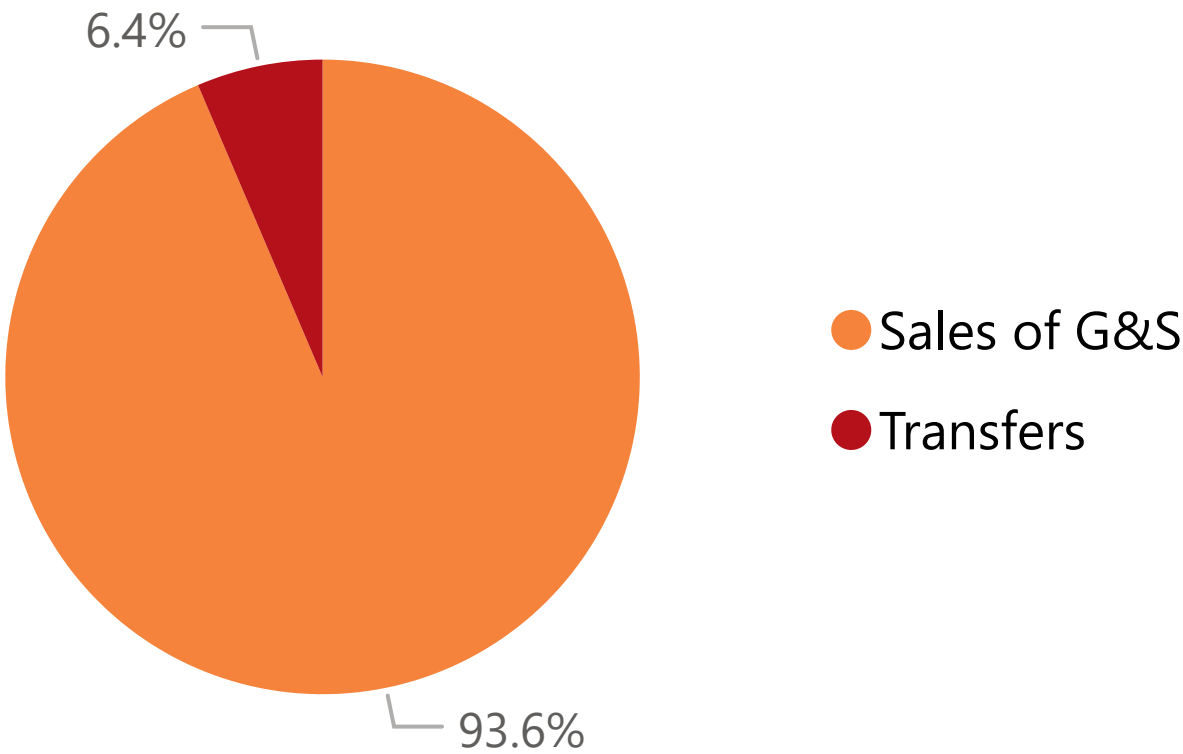
- ☐ R billion
- ☒ R million
- ☐ R thousand

Actual vs Forecast

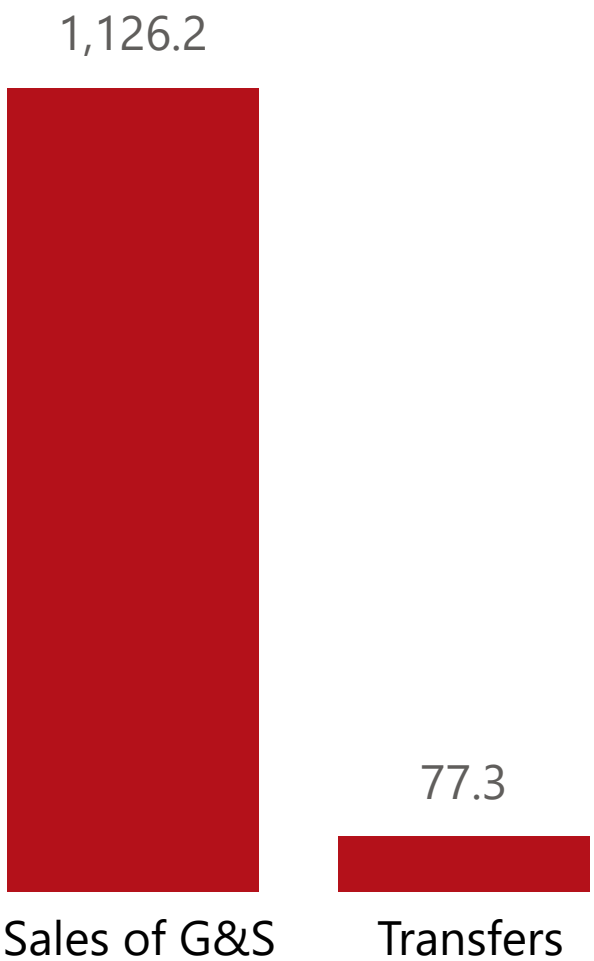
Approved Forecast YTD Variance



2025/26 Component of total receipts



Top 5 Receipts



Quarter

1

Cluster

All

Department

Communications and Digital Techn...

Entity

South African Broadcasting Corpora...

Top 5 Transfers



Receipts

Level 3	Approved	YTD	% YTD
+ Sales of G&S	6,322.9	1,126.2	93.6%
+ Transfers	456.1	77.3	6.4%
Total	6,778.9	1,203.5	100.0%

Public Entities Spending

Approved CoE
2,409.1 23.5%

Approved G&S
2,793.1 18.9%

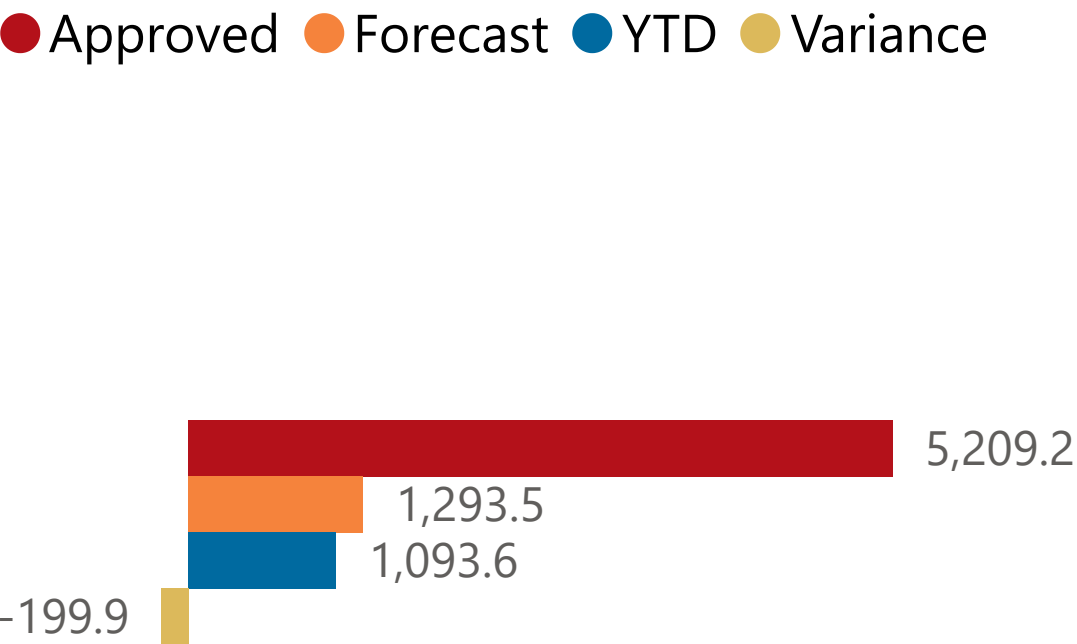
Approved transfers
(Blank) 17.8%

- ☐ R billion
- ☒ R million
- ☐ R thousand

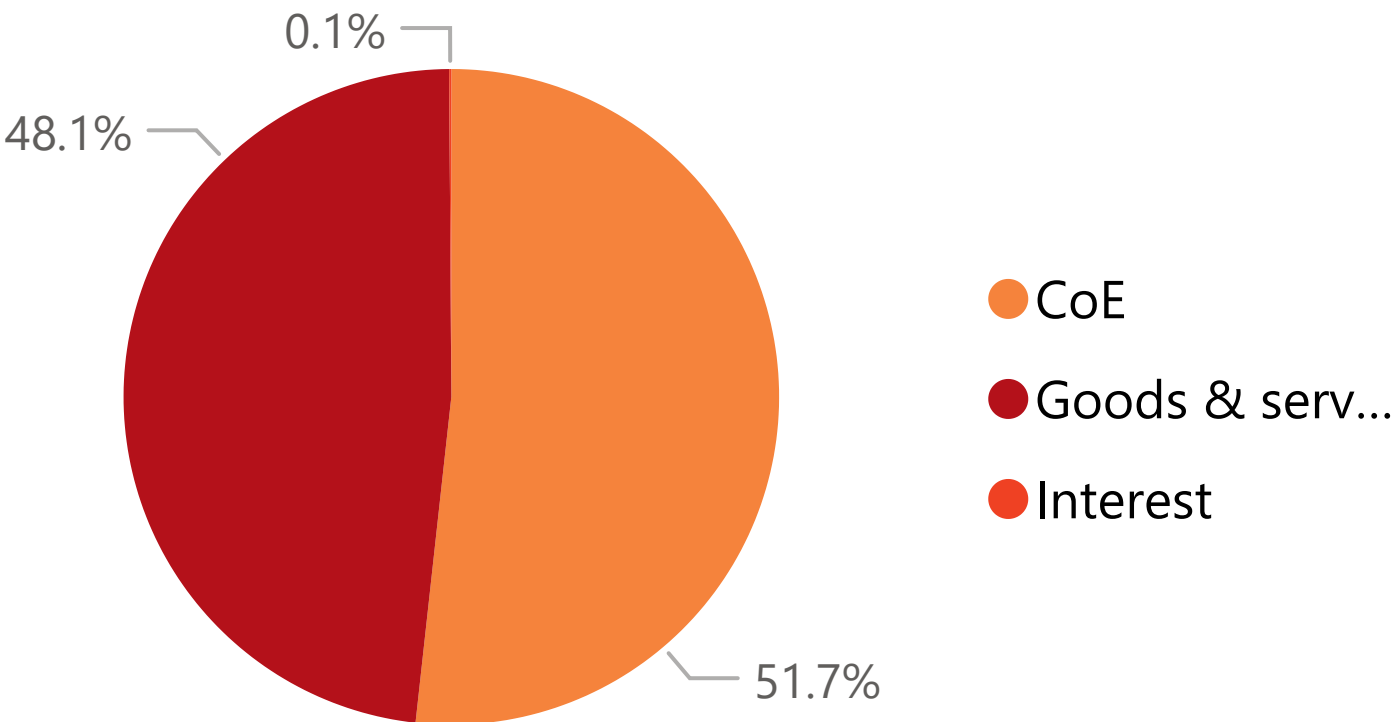


national treasury
Department:
National Treasury
REPUBLIC OF SOUTH AFRICA

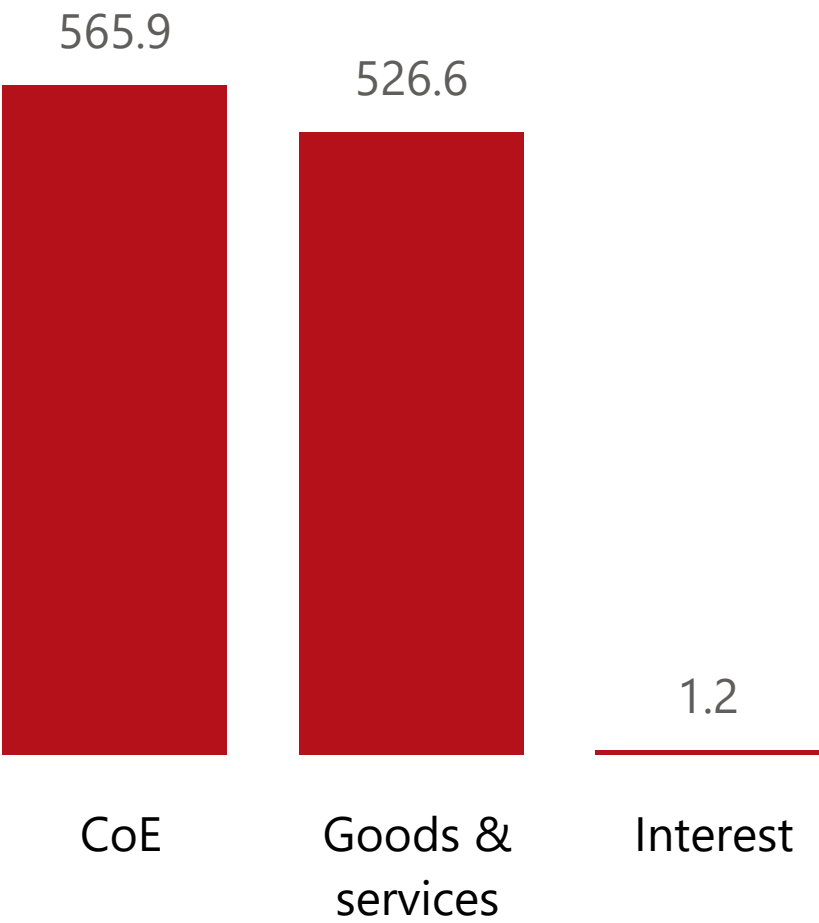
Actual vs Forecast



2025/26 Components of total expenditure



Top 5 Goods & services



Capital assets

Expenditure

Level 3	Approved	YTD	% YTD
⊕ CoE	2,409.1	565.9	51.7%
⊕ Goods & services	2,793.1	526.6	48.1%
⊕ Interest	7.1	1.2	0.1%
Total	5,209.2	1,093.6	100.0%

Quarter

1

Cluster

All

Department

Communications and Digital Techn...

Entity

South African Broadcasting Corpora...