

Overview - Public Entities Quarterly Reporting

Approved receipts

123.9

31.2%

Approved spending

128.7

20.1%

Surplus/(deficit)

-4.8

- ☐ R billion
- ☒ R million
- ☐ R thousand

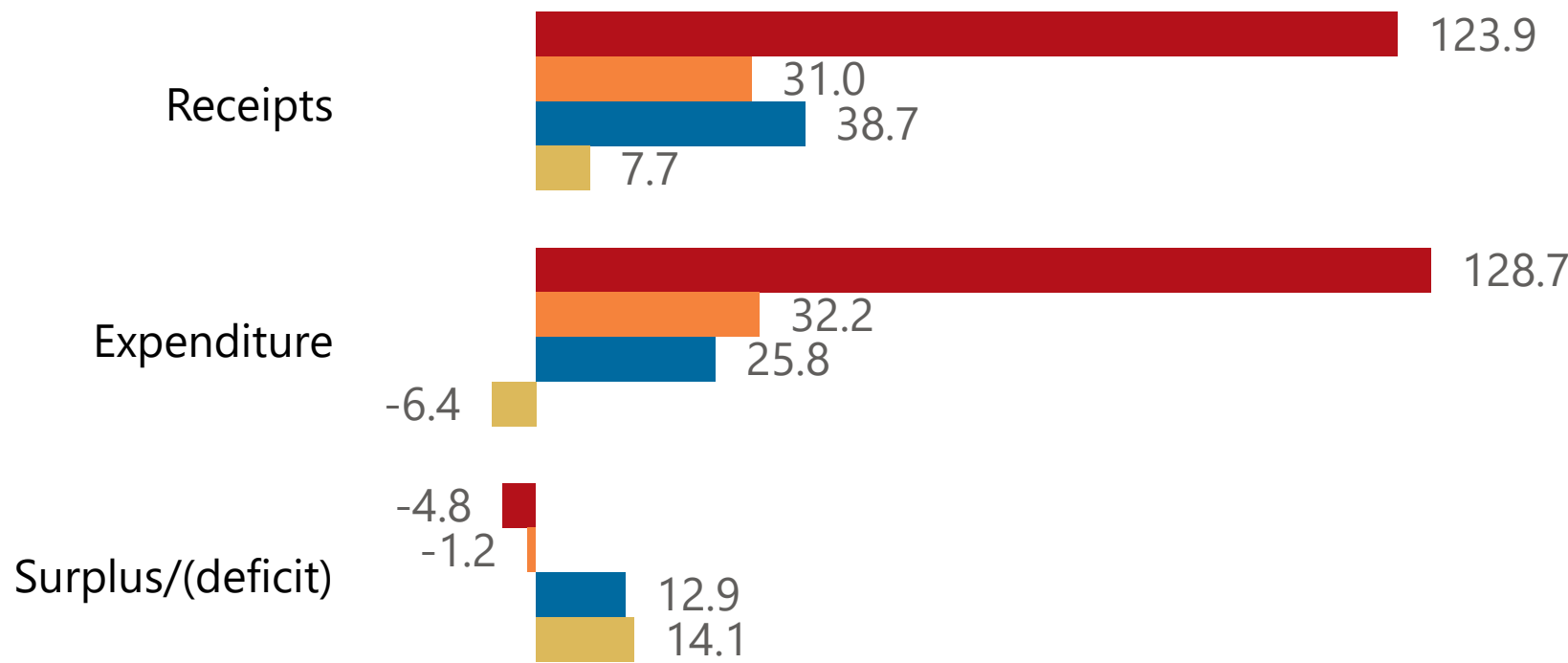


national treasury

Department:
National Treasury
REPUBLIC OF SOUTH AFRICA

Consolidation

● Approved ● Forecast ● YTD ● Variance



Components of total receipts



Quarter

1

Cluster

All

Department

Basic Education

Entity

South African Council for Educators

Components of total expenditure



Functional grouping



Spending by PFMA schedule



Public Entities Receipts

Approved sales of G&S

106.7

32.2%

Approved transfers

17.2

25.0%



national treasury

Department:
National Treasury
REPUBLIC OF SOUTH AFRICA

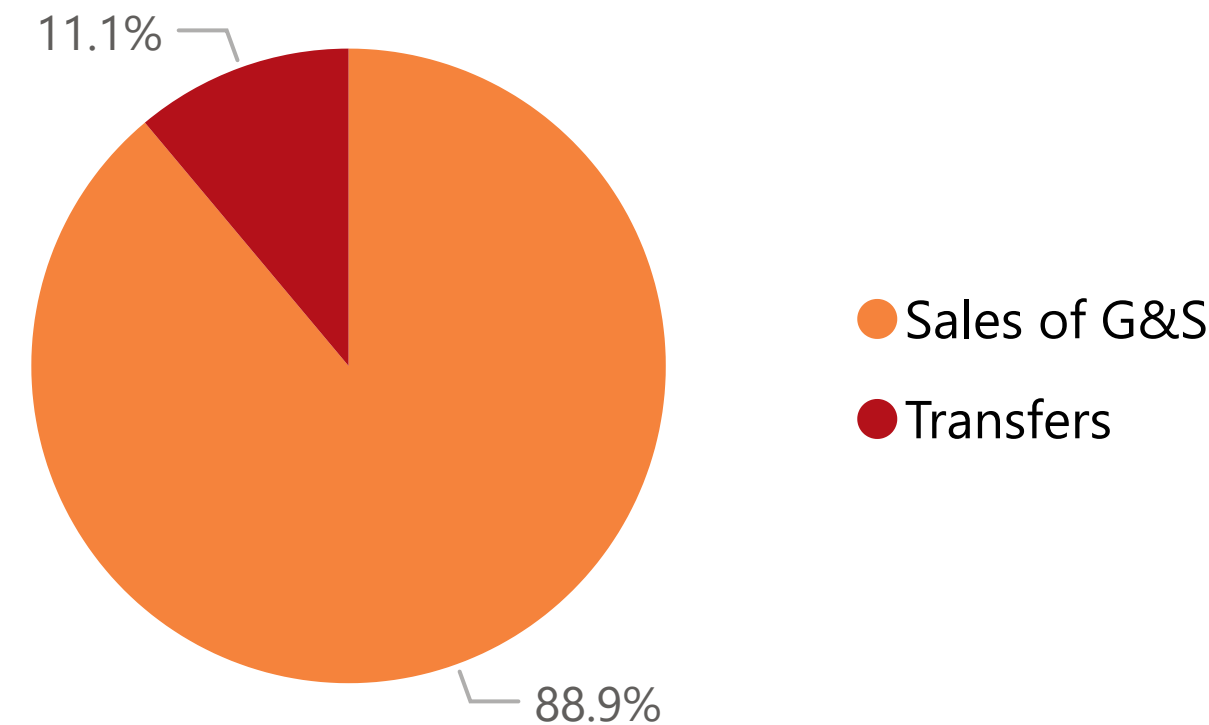
- ☐ R billion
- ☒ R million
- ☐ R thousand

Actual vs Forecast

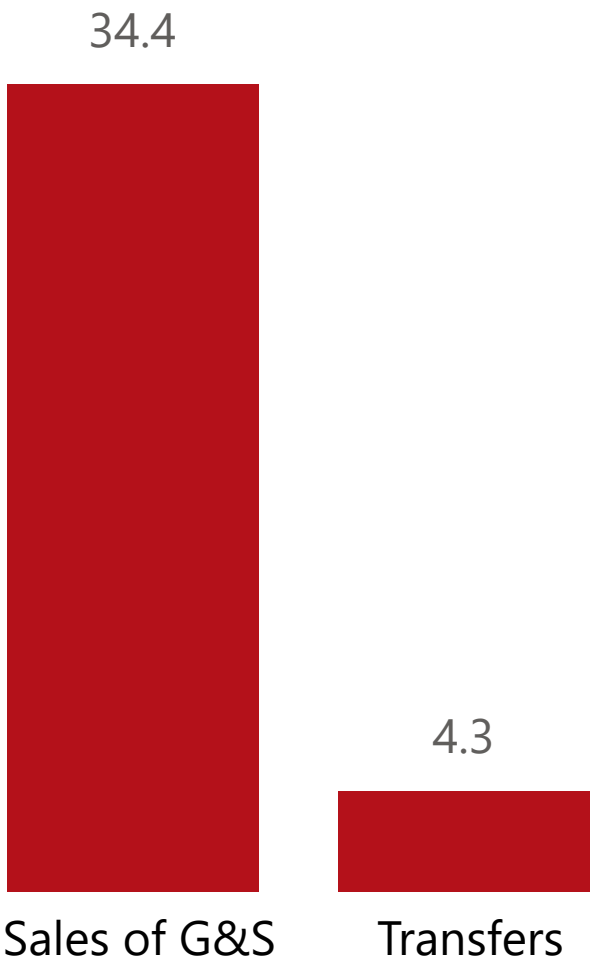
Approved Forecast YTD Variance



2025/26 Component of total receipts



Top 5 Receipts



Quarter

1

Cluster

All

Department

Basic Education

Entity

South African Council for Educators

Top 5 Transfers

4.3



Departme...
transfers

Receipts

Level 3	Approved	YTD	% YTD
⊕ Sales of G&S	106.7	34.4	88.9%
⊕ Transfers	17.2	4.3	11.1%
Total	123.9	38.7	100.0%

Public Entities Spending

Approved CoE	Approved G&S	Approved transfers
83.218.8%	45.522.4%	(Blank)31.2%

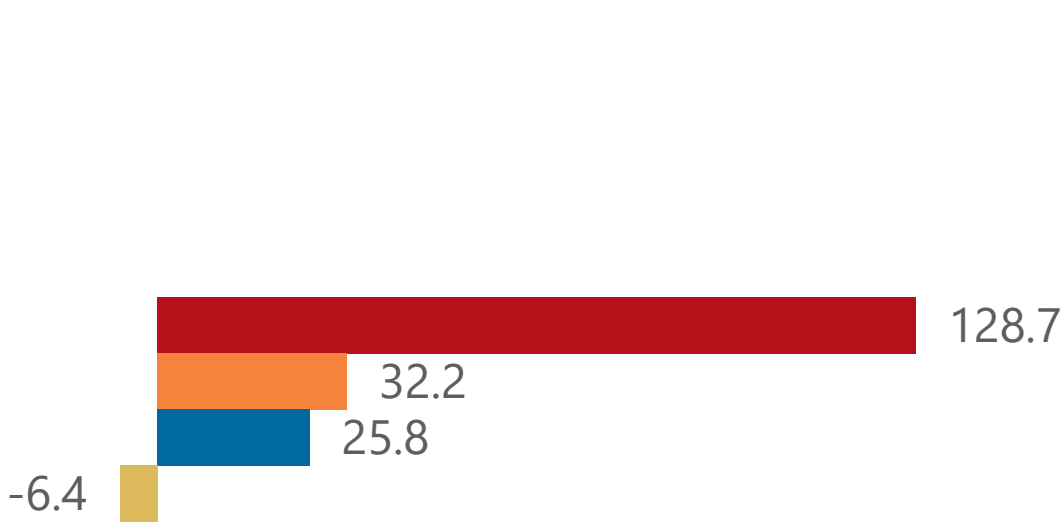
- ☐ R billion
- ☒ R million
- ☐ R thousand



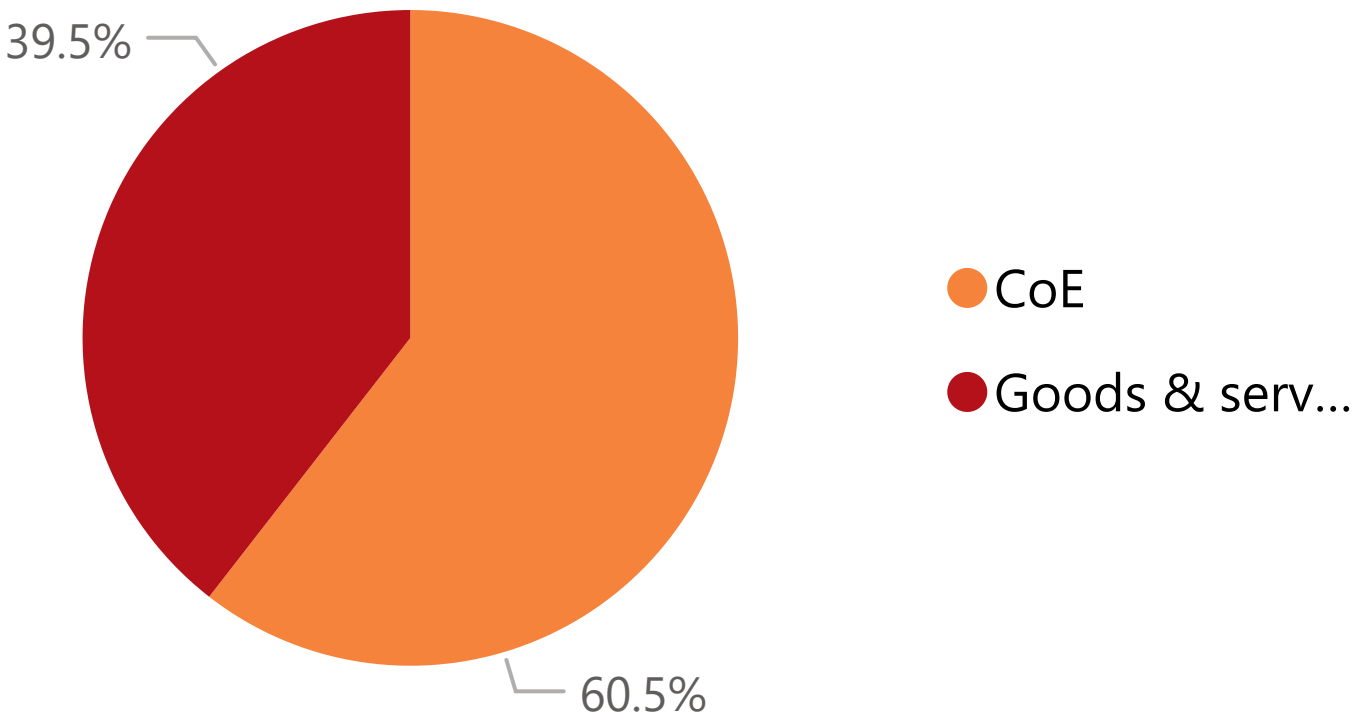
national treasury
Department:
National Treasury
REPUBLIC OF SOUTH AFRICA

Actual vs Forecast

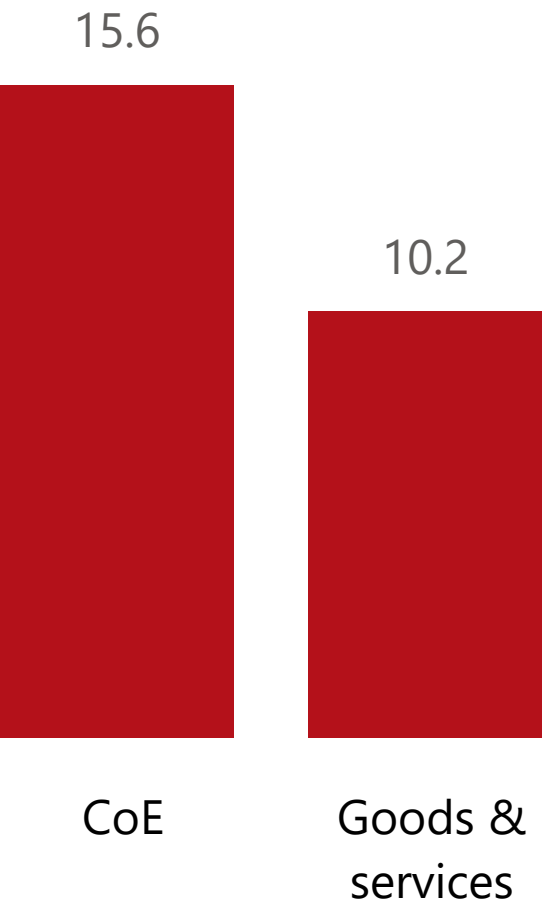
ApprovedForecastYTDVariance



2025/26 Components of total expenditure



Top 5 Goods & services



Capital assets

Expenditure

Level 3	Approved	YTD	% YTD
⊕ CoE	83.2	15.6	60.5%
⊕ Goods & services	45.5	10.2	39.5%
Total	128.7	25.8	100.0%

Quarter

1

Cluster

All

Department

Basic Education

Entity

South African Council for Educators