

Overview - Public Entities Quarterly Reporting

Approved receipts

35.9

99.9%

Approved spending

47.3

84.8%

Surplus/(deficit)

-11.4

- ☒ R billion
- ☐ R million
- ☐ R thousand

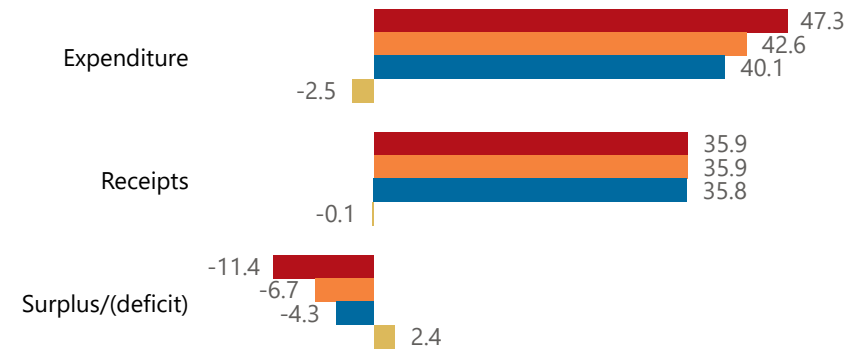


national treasury

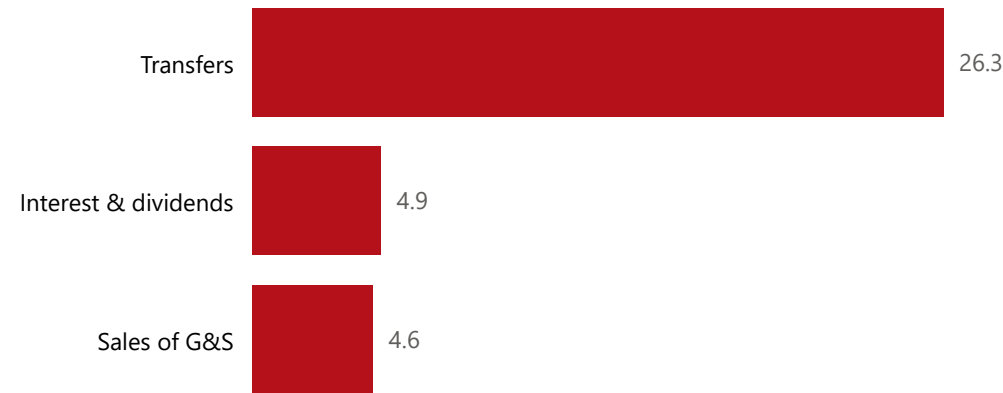
Department:
National Treasury
REPUBLIC OF SOUTH AFRICA

Consolidation

● Approved ● Forecast ● YTD ● Variance



Composition of receipts



Quarter

4

Cluster

All

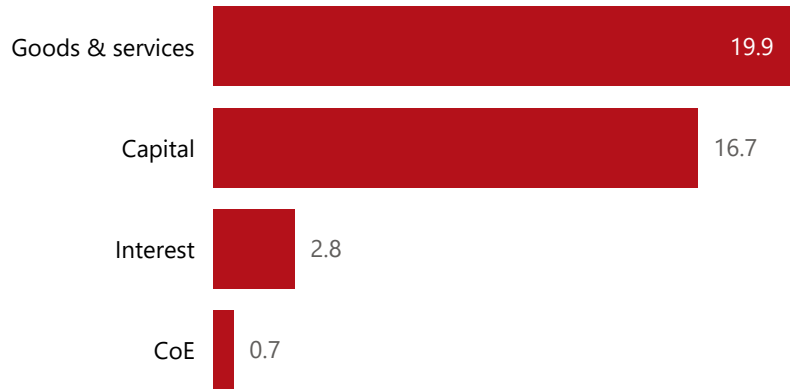
Department

Transport

Entity

SA National Roads Agency

Composition of spending



Functional grouping



Spending by PFMA schedule



Public Entities Receipts

Approved sales of G&S

4.7

97.5%

Approved transfers

26.3

99.8%



national treasury

Department:
National Treasury
REPUBLIC OF SOUTH AFRICA

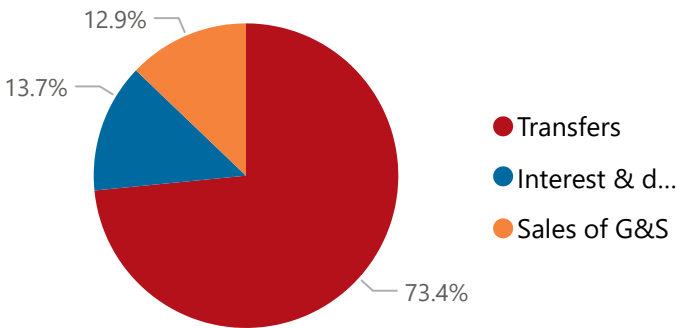
- ☒ R billion
- ☐ R million
- ☐ R thousand

Actual vs Forecast

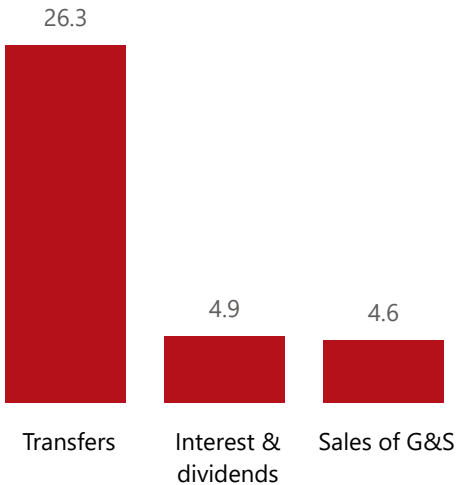
● Approved ● Forecast ● YTD ● Variance



Composition of receipts



Top 5 Receipts



Quarter

4

Cluster

All

Department

Transport

Entity

SA National Roads Agency

Top 5 Transfers



Receipts

Level 3	Approved	YTD	% YTD
Transfers	26.3	26.3	73.4%
Interest & dividends	4.8	4.9	13.7%
Sales of G&S	4.7	4.6	12.9%
Total	35.9	35.8	100.0%

Public Entities Spending

Approved CoE

0.8

84.7%

Approved G&S

21.2

93.9%

Approved transfers

(Blank)

99.9%

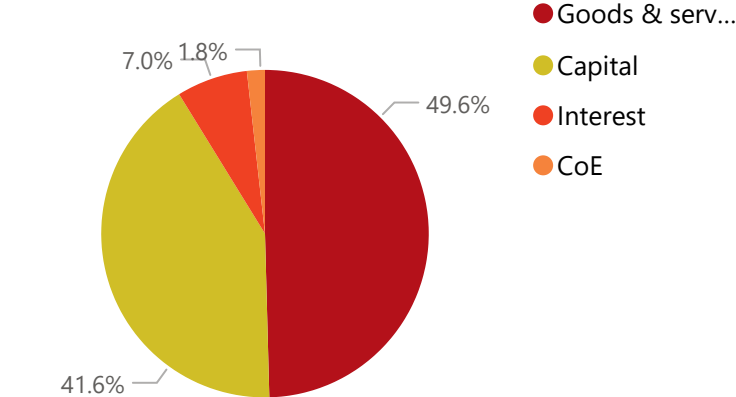
- ☒ R billion
- ☐ R million
- ☐ R thousand

Actual vs Forecast

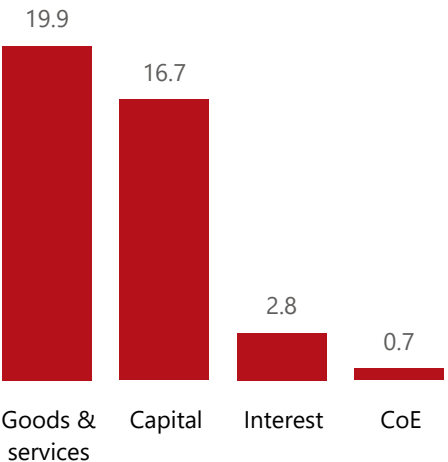
Approved Forecast YTD Variance



Composition of spending



Top 5 Goods & services



Quarter

4

Cluster

All

Department

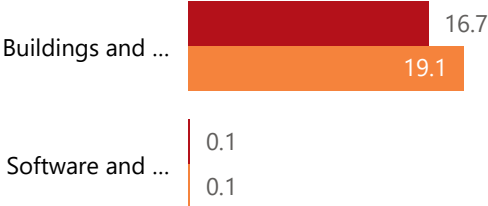
Transport

Entity

SA National Roads Agency

Capital assets

YTD Forecast



Spending

Level 3	Approved	YTD	% YTD
Goods & services	21.2	19.9	49.6%
Capital	22.5	16.7	41.6%
Interest	2.8	2.8	7.0%
CoE	0.8	0.7	1.8%
Total	47.3	40.1	100.0%