

Overview - Public Entities Quarterly Reporting

Approved receipts

45.7 101.1%

Approved spending

45.7 88.0%

Surplus/(deficit)

(Blank)

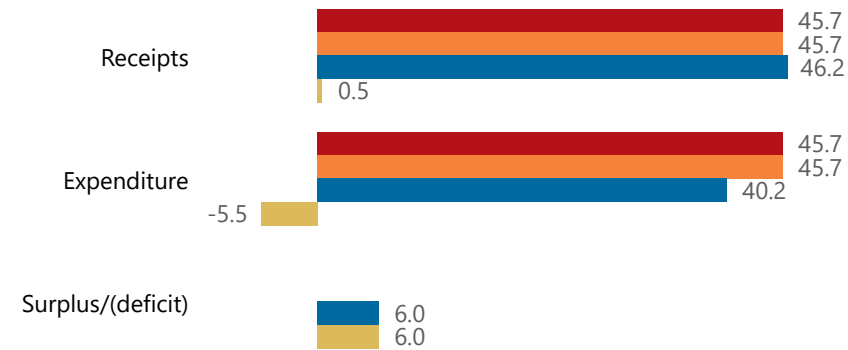
- ☐ R billion
- ☒ R million
- ☐ R thousand



national treasury
Department:
National Treasury
REPUBLIC OF SOUTH AFRICA

Consolidation

● Approved ● Forecast ● YTD ● Variance



Composition of receipts



Quarter

4

Cluster

All

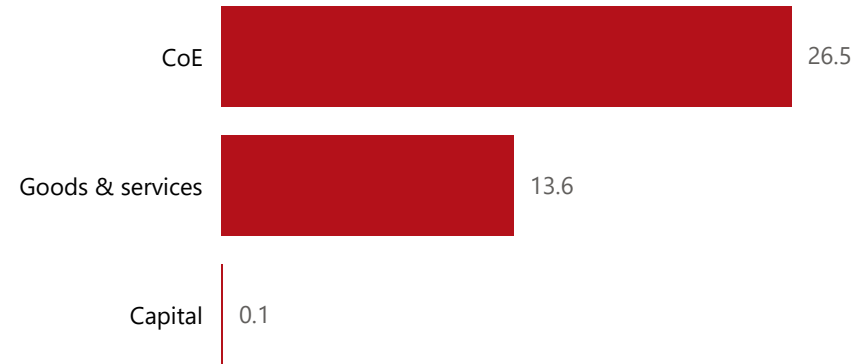
Department

Transport

Entity

Ports Regulator of South Africa

Composition of spending



Functional grouping



Spending by PFMA schedule

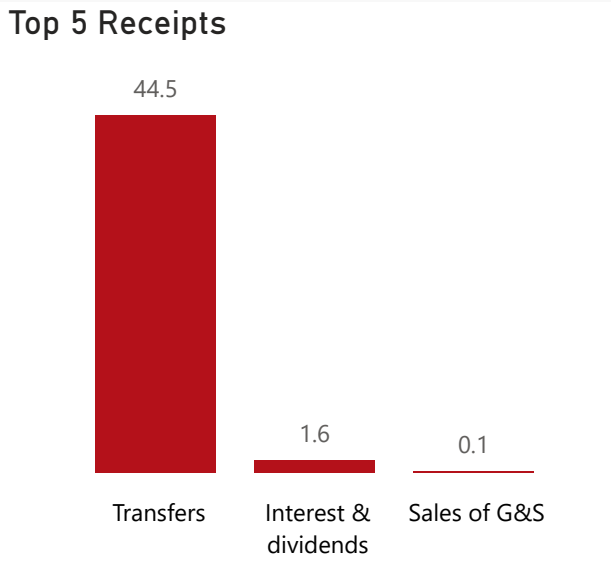
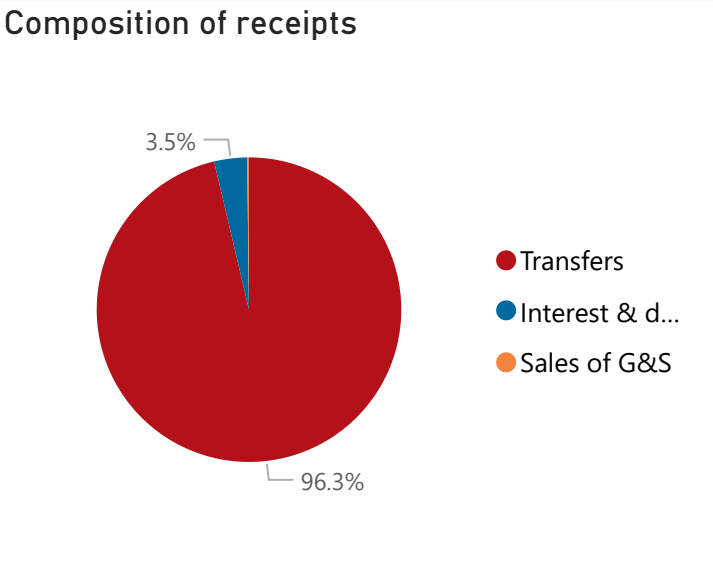
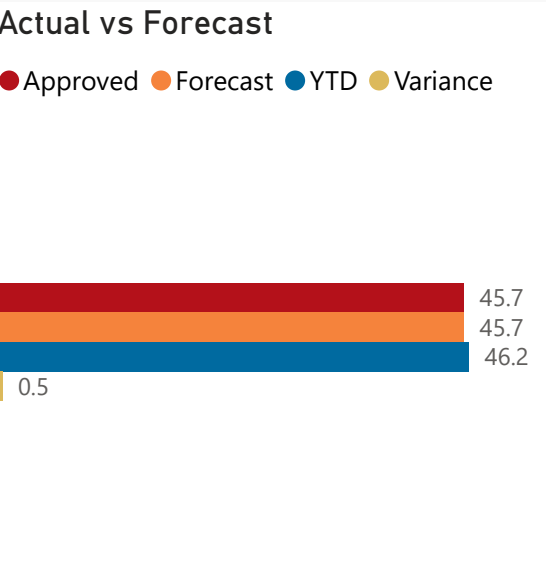


Public Entities Receipts

Approved sales of G&S
(Blank) 0.0%

Approved transfers
44.5 100.0%

- ☐ R billion
- ☒ R million
- ☐ R thousand



Quarter

4

Cluster

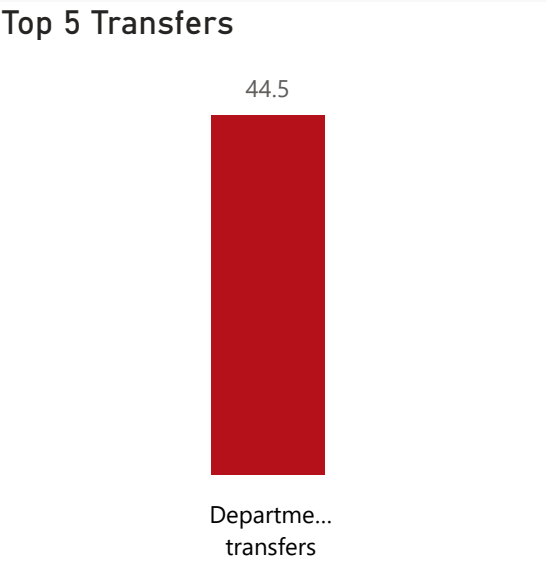
All

Department

Transport

Entity

Ports Regulator of South Africa



Receipts

Level 3	Approved	YTD	% YTD
+ Transfers	44.5	44.5	96.3%
+ Interest & dividends	1.2	1.6	3.5%
+ Sales of G&S		0.1	0.2%
Total	45.7	46.2	100.0%

Public Entities Spending

Approved CoE

32.7

81.0%

Approved G&S

13.0

104.9%

Approved transfers

(Blank)

101.1%

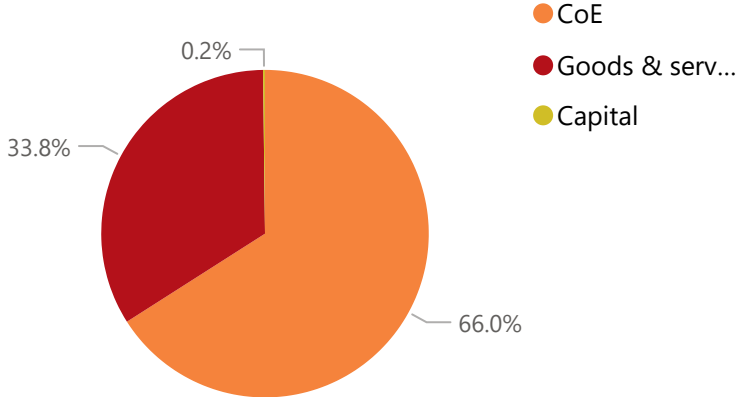
- ☐ R billion
- ☒ R million
- ☐ R thousand

Actual vs Forecast

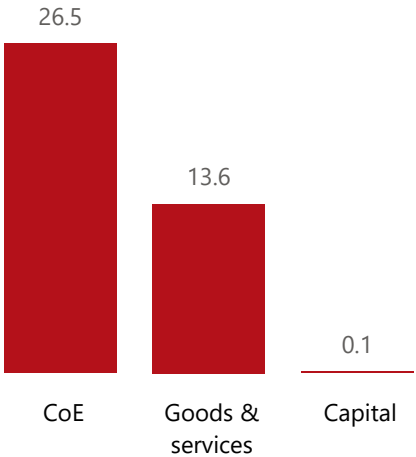
Approved Forecast YTD Variance



Composition of spending



Top 5 Goods & services



Quarter

4

Cluster

All

Department

Transport

Entity

Ports Regulator of South Africa

Capital assets

YTD Forecast



Spending

Level 3	Approved	YTD	% YTD
CoE	32.7	26.5	66.0%
Goods & services	13.0	13.6	33.8%
Capital		0.1	0.2%
Total	45.7	40.2	100.0%