

Overview - Public Entities Quarterly Reporting

Approved receipts

10.7

95.1%

Approved spending

23.1

135.4%

Surplus/(deficit)

-12.4

- ☒ R billion
- ☐ R million
- ☐ R thousand

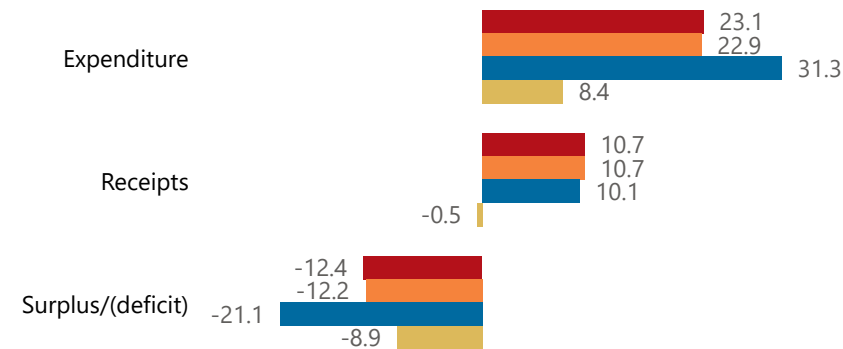


national treasury

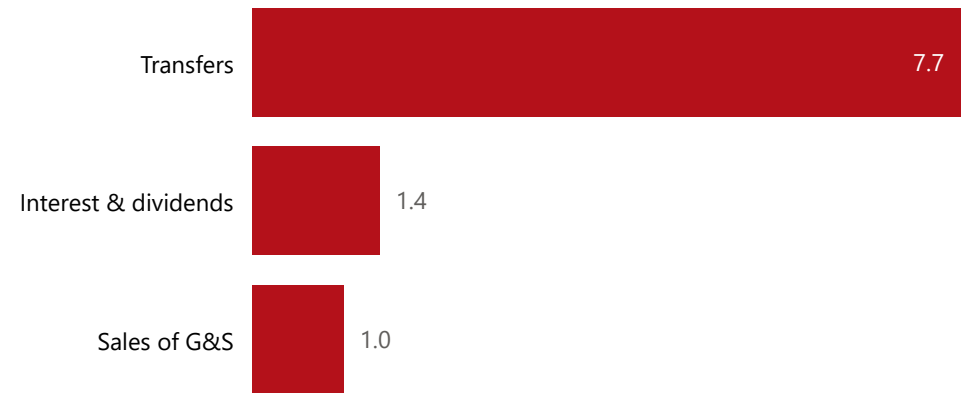
Department:
National Treasury
REPUBLIC OF SOUTH AFRICA

Consolidation

● Approved ● Forecast ● YTD ● Variance



Composition of receipts



Quarter

4

Cluster

All

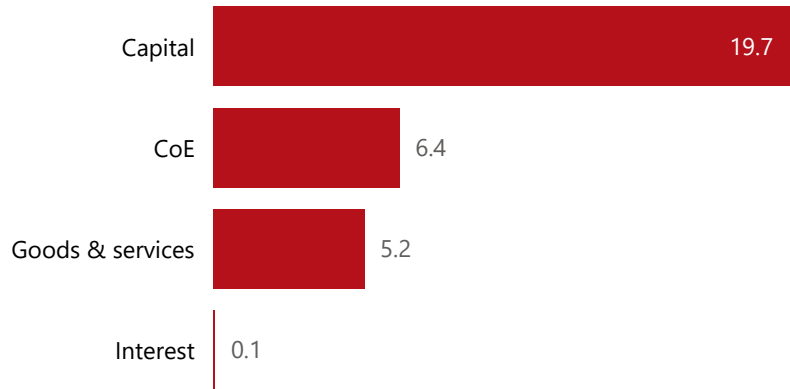
Department

Transport

Entity

Passenger Rail Agency of South Africa

Composition of spending



Functional grouping



Spending by PFMA schedule



Public Entities Receipts

Approved sales of G&S

1.2

83.1%

Approved transfers

7.8

99.6%



national treasury

Department:
National Treasury
REPUBLIC OF SOUTH AFRICA

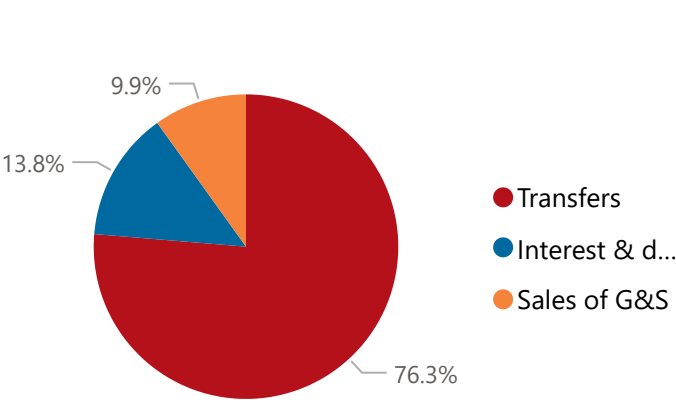
- ☒ R billion
- ☐ R million
- ☐ R thousand

Actual vs Forecast

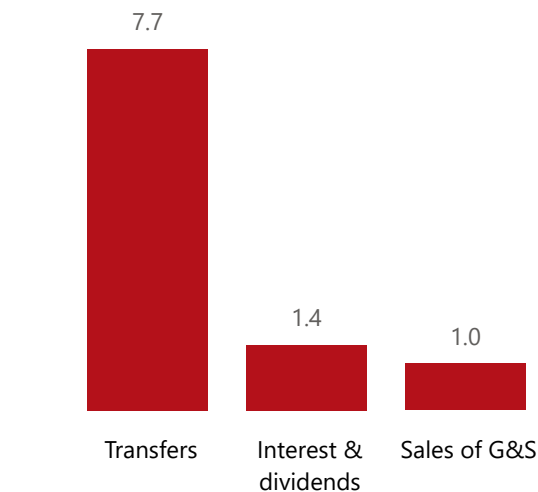
● Approved ● Forecast ● YTD ● Variance



Composition of receipts



Top 5 Receipts



Quarter

4

Cluster

All

Department

Transport

Entity

Passenger Rail Agency of South Africa

Top 5 Transfers



Receipts

Level 3	Approved	YTD	% YTD
+ Transfers	7.8	7.7	76.3%
+ Interest & dividends	1.7	1.4	13.8%
+ Sales of G&S	1.2	1.0	9.9%
Total	10.7	10.1	100.0%

Public Entities Spending

Approved CoE

4.6

138.4%

Approved G&S

6.7

77.1%

Approved transfers

(Blank)

95.1%

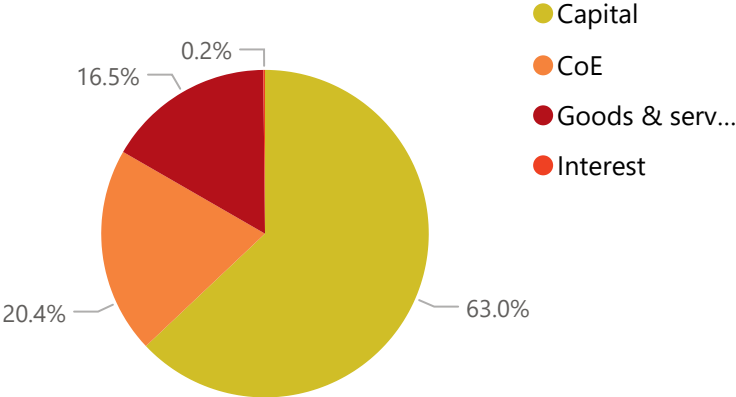
- ☒ R billion
- ☐ R million
- ☐ R thousand

Actual vs Forecast

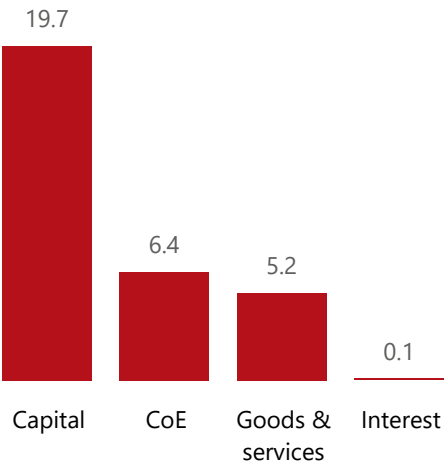
● Approved ● Forecast ● YTD ● Variance



Composition of spending

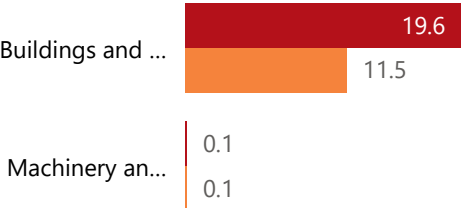


Top 5 Goods & services



Capital assets

● YTD ● Forecast



Spending

Level 3	Approved	YTD	% YTD
Capital	11.8	19.7	63.0%
CoE	4.6	6.4	20.4%
Goods & services	6.7	5.2	16.5%
Interest		0.1	0.2%
Total	23.1	31.3	100.0%

Quarter

4

Cluster

All

Department

Transport

Entity

Passenger Rail Agency of South Africa