

Overview - Public Entities Quarterly Reporting

Approved receipts

7,687.6 101.9%

Approved spending

5,811.9 100.1%

Surplus/(deficit)

1,875.8

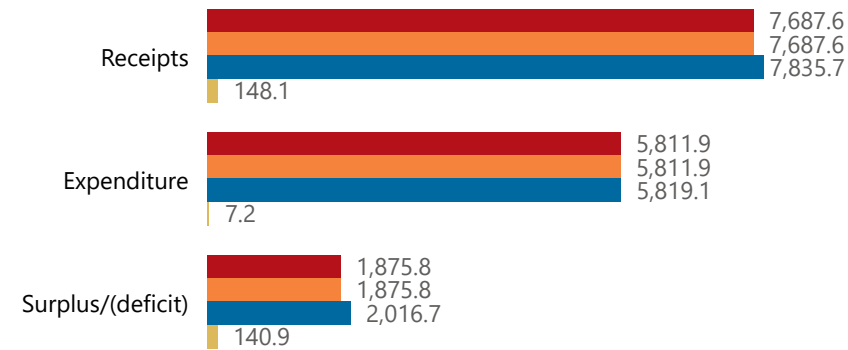
- ☐ R billion
- ☒ R million
- ☐ R thousand



national treasury
Department:
National Treasury
REPUBLIC OF SOUTH AFRICA

Consolidation

● Approved ● Forecast ● YTD ● Variance



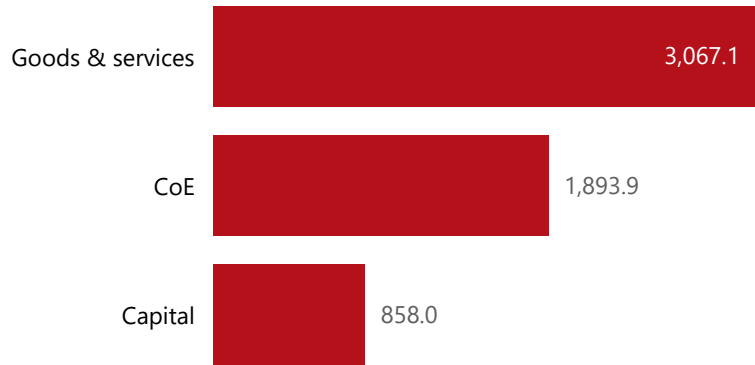
Composition of receipts

Sales of G&S

7,970.4

Transfers -134.7

Composition of spending



Functional grouping

Economic development

5,819.1

Quarter

4

Cluster

All

Department

Transport

Entity

Airports Company South Africa

Spending by PFMA schedule

2

5,819.1

Public Entities Receipts

Approved sales of G&S
7,687.6 103.7%

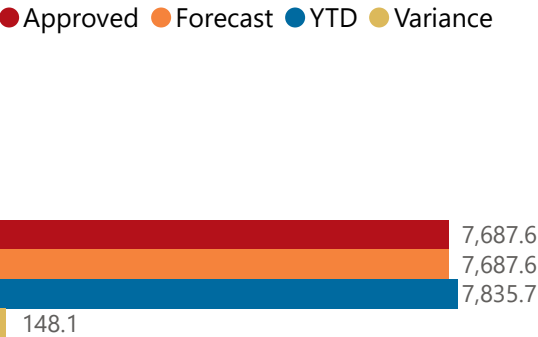
Approved transfers
(Blank) 0.0%



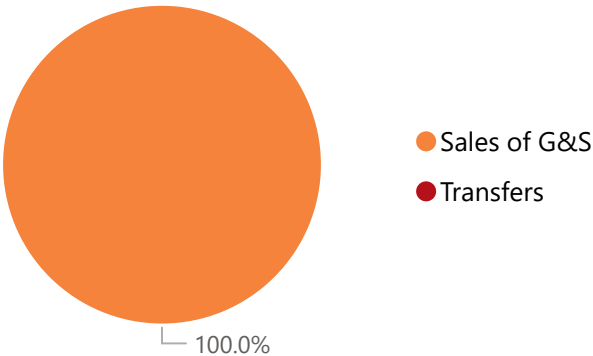
national treasury
Department:
National Treasury
REPUBLIC OF SOUTH AFRICA

- ☐ R billion
- ☒ R million
- ☐ R thousand

Actual vs Forecast



Composition of receipts



Top 5 Receipts



Quarter

4

Cluster

All

Department

Transport

Entity

Airports Company South Africa

Top 5 Transfers



Receipts

Level 3	Approved	YTD	% YTD
+ Sales of G&S	7,687.6	7,970.4	101.7%
+ Transfers		-134.7	-1.7%
Total	7,687.6	7,835.7	100.0%

Public Entities Spending

Approved CoE

1,880.3 100.7%

Approved G&S

3,177.7 96.5%

Approved transfers

(Blank) 101.9%

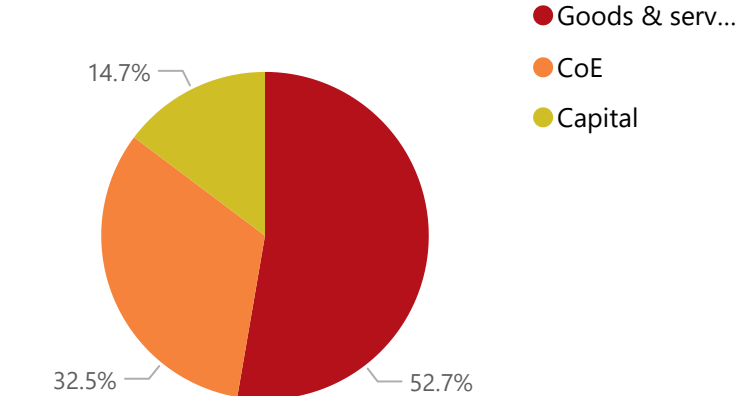
- ☐ R billion
- ☒ R million
- ☐ R thousand

Actual vs Forecast

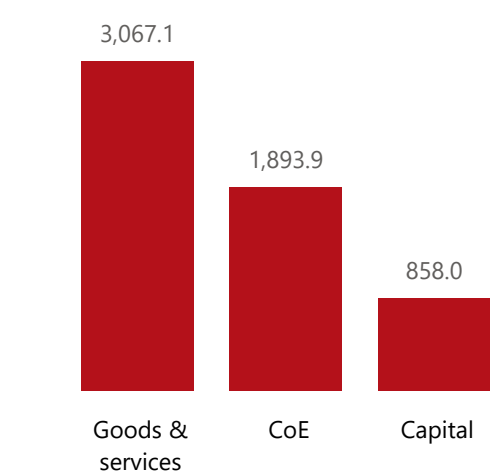
● Approved ● Forecast ● YTD ● Variance



Composition of spending



Top 5 Goods & services



Quarter

4

Cluster

All

Department

Transport

Entity

Airports Company South Africa

Capital assets

● YTD ● Forecast



Spending

Level 3	Approved	YTD	% YTD
⊕ Goods & services	3,177.7	3,067.1	52.7%
⊕ CoE	1,880.3	1,893.9	32.5%
⊕ Capital	753.9	858.0	14.7%
Total	5,811.9	5,819.1	100.0%