

Overview - Public Entities Quarterly Reporting

Approved receipts

144,1 103,5%

Approved spending

144,1 103,6%

Surplus/(deficit)

(Blank)

☐ R billion

☒ R million

☐ R thousand

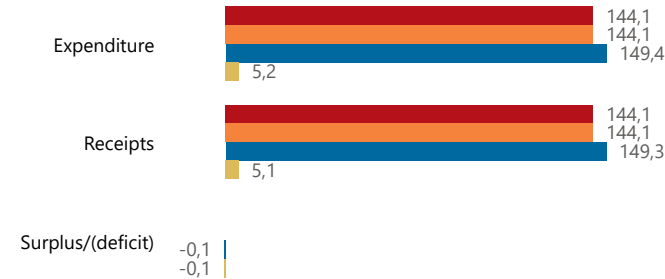


national treasury

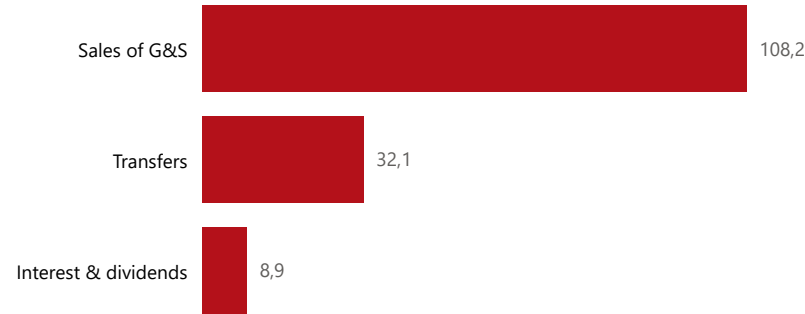
Department:
National Treasury
REPUBLIC OF SOUTH AFRICA

Consolidation

● Approved ● Forecast ● YTD ● Variance



Composition of receipts



Quarter

4

Cluster

All

Department

Trade, Industry and Competition

Entity

South African National Accreditation...

Composition of spending



Functional grouping



Spending by PFMA schedule



Public Entities Receipts

Approved sales of G&S

108,2

100,0%

Approved transfers

32,1

100,0%



national treasury

Department:
National Treasury
REPUBLIC OF SOUTH AFRICA

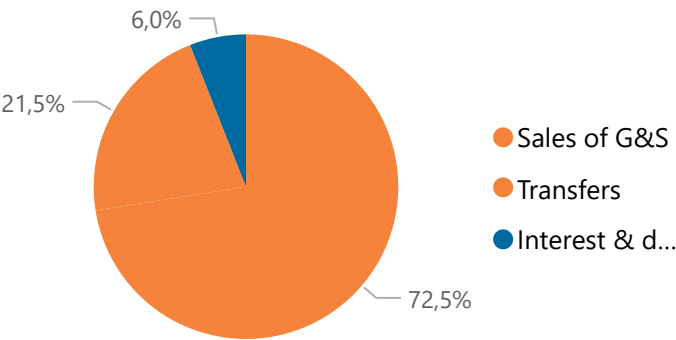
- ☐ R billion
- ☒ R million
- ☐ R thousand

Actual vs Forecast

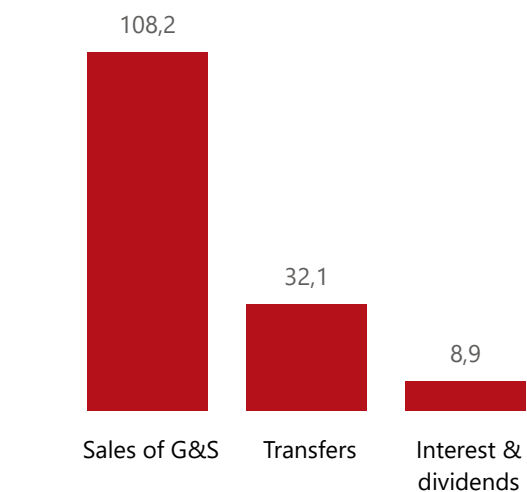
● Approved ● Forecast ● YTD ● Variance



Composition of receipts



Top 5 Receipts



Quarter

4

Cluster

All

Department

Trade, Industry and Competition

Entity

South African National Accreditation...

Top 5 Transfers



Departme...
transfers

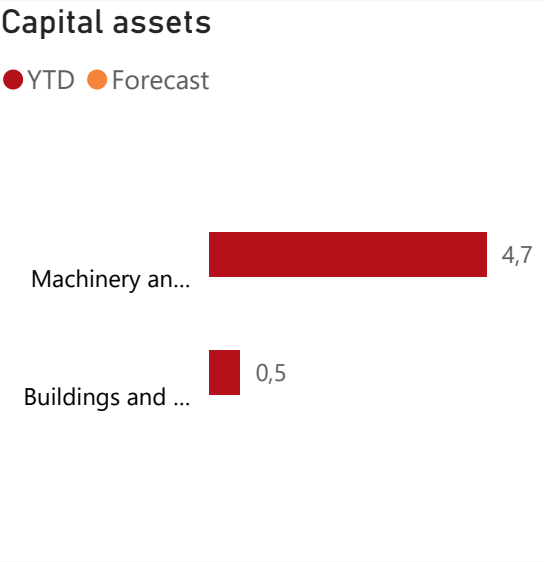
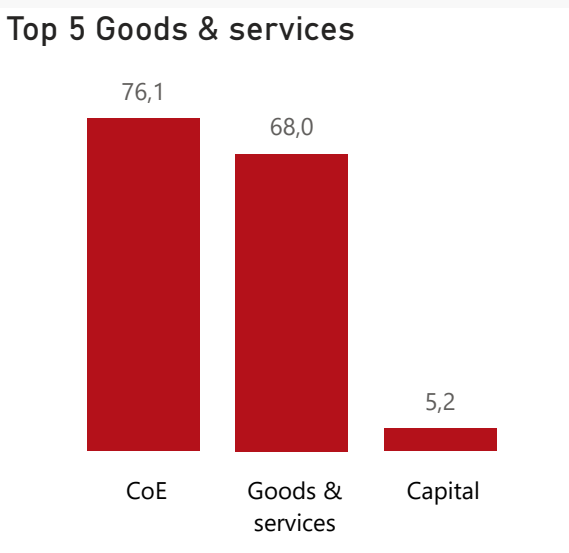
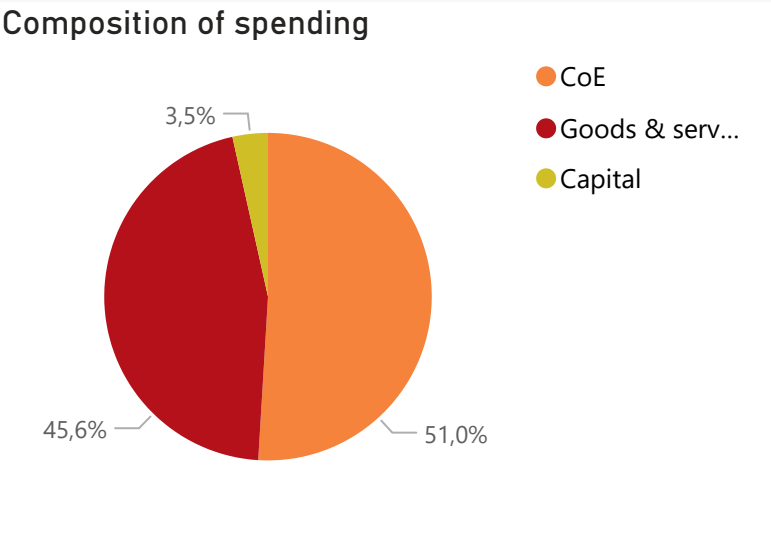
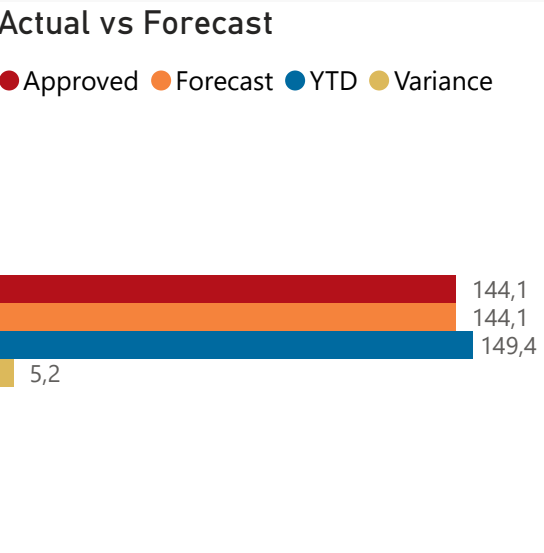
Receipts

Level 3	Approved	YTD	% YTD
+ Sales of G&S	108,2	108,2	72,5%
+ Transfers	32,1	32,1	21,5%
+ Interest & dividends	3,8	8,9	6,0%
Total	144,1	149,3	100,0%

Public Entities Spending

Approved CoE	Approved G&S	Approved transfers
76,1100,0%	68,0100,0%	(Blank)103,5%

- ☐ R billion
- ☒ R million
- ☐ R thousand



Spending

Level 3	Approved	YTD	% YTD
CoE	76,1	76,1	51,0%
Goods & services	68,0	68,0	45,6%
Capital		5,2	3,5%
Total	144,1	149,4	100,0%

Quarter

4

Cluster

All

Department

Trade, Industry and Competition

Entity

South African National Accreditation...