

# Overview - Public Entities Quarterly Reporting

## Approved receipts

117,0 102,9%

## Approved spending

118,6 101,9%

## Surplus/(deficit)

-1,6

- ☐ R billion
- ☒ R million
- ☐ R thousand

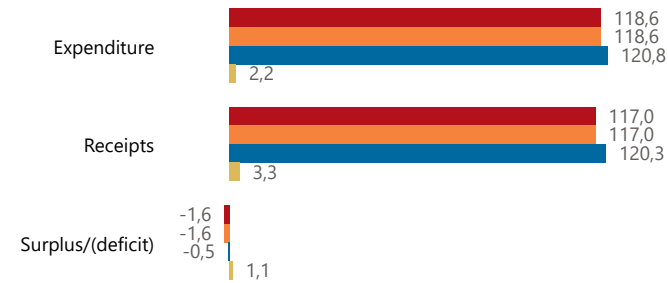


national treasury

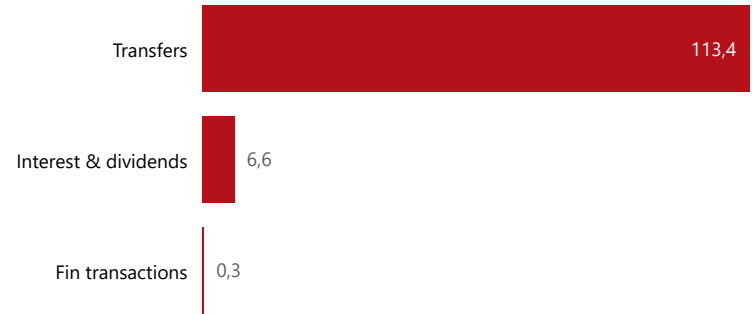
Department:  
National Treasury  
REPUBLIC OF SOUTH AFRICA

### Consolidation

● Approved ● Forecast ● YTD ● Variance



### Composition of receipts



### Quarter

4

### Cluster

All

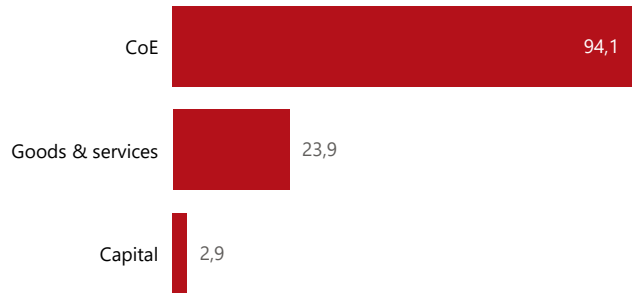
### Department

Trade, Industry and Competition

### Entity

International Trade Administration C...

### Composition of spending



### Functional grouping

Economic development 120,8

### Spending by PFMA schedule

3A 120,8

# Public Entities Receipts

Approved sales of G&S

(Blank) (Blank)

Approved transfers

113,4 100,0%



national treasury

Department:  
National Treasury  
REPUBLIC OF SOUTH AFRICA

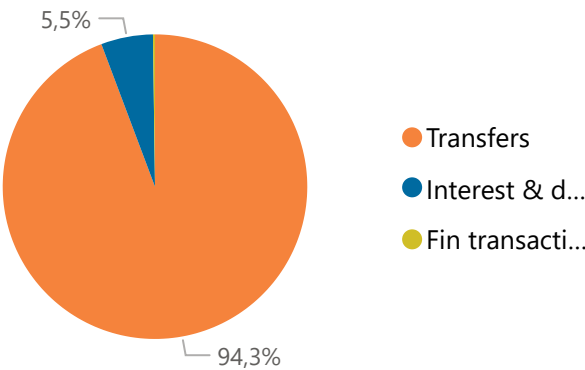
- ☐ R billion
- ☒ R million
- ☐ R thousand

## Actual vs Forecast

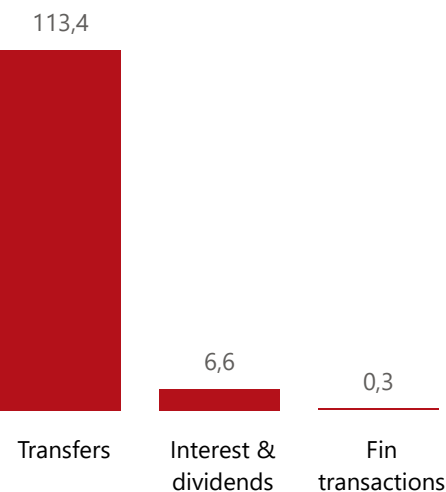
● Approved ● Forecast ● YTD ● Variance



## Composition of receipts



## Top 5 Receipts



## Quarter

4

## Cluster

All

## Department

Trade, Industry and Competition

## Entity

International Trade Administration C...

## Top 5 Transfers



Departme... transfers

## Receipts

Level 3	Approved	YTD	% YTD
Transfers	113,4	113,4	94,3%
Interest & dividends	3,3	6,6	5,5%
Fin transactions	0,2	0,3	0,2%
Total	117,0	120,3	100,0%

# Public Entities Spending

Approved CoE

96,5

97,5%

Approved G&S

22,1

108,0%

Approved transfers

(Blank)

102,9%

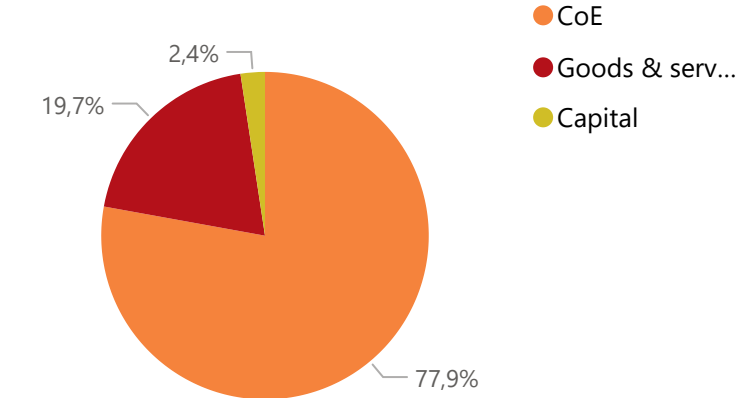
- ☐ R billion
- ☒ R million
- ☐ R thousand

## Actual vs Forecast

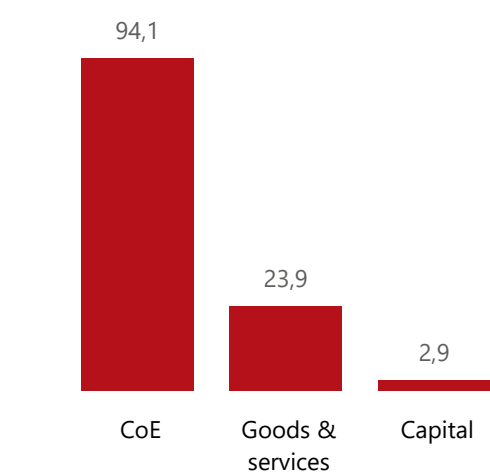
Approved Forecast YTD Variance



## Composition of spending



## Top 5 Goods & services



## Quarter

4

## Cluster

All

## Department

Trade, Industry and Competition

## Entity

International Trade Administration C...

## Capital assets

YTD Forecast



## Spending

Level 3	Approved	YTD	% YTD
CoE	96,5	94,1	77,9%
Goods & services	22,1	23,9	19,7%
Capital		2,9	2,4%
Total	118,6	120,8	100,0%