

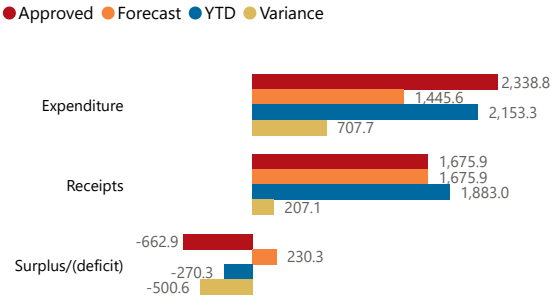
Overview - Public Entities Quarterly Reporting

Approved receipts	Approved spending	Surplus/(deficit)
1,675.9112.4%	2,338.892.1%	-662.9

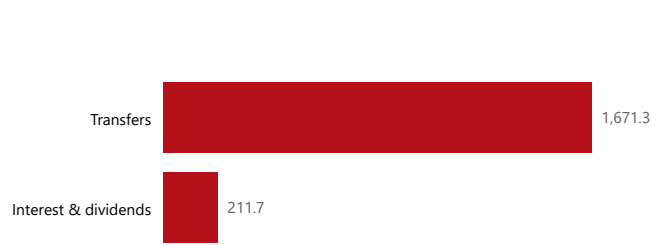
- ☐ R billion
- ☒ R million
- ☐ R thousand



Consolidation



Composition of receipts



Quarter

4

Cluster

All

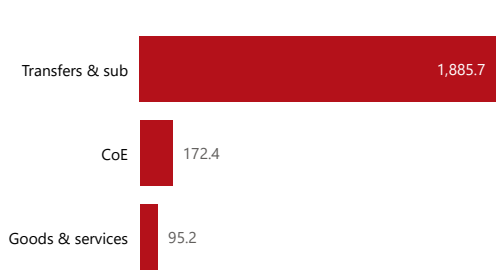
Department

Higher Education

Entity

Wholesale and Retail Sector Educati...

Composition of spending



Functional grouping



Spending by PFMA schedule



Public Entities Receipts

Approved sales of G&S

(Blank) (Blank)

Approved transfers

1,675.9 99.7%



national treasury

Department:
National Treasury
REPUBLIC OF SOUTH AFRICA

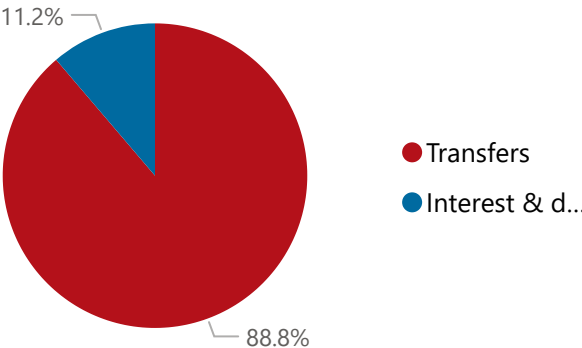
- ☐ R billion
- ☒ R million
- ☐ R thousand

Actual vs Forecast

● Approved ● Forecast ● YTD ● Variance



Composition of receipts



Top 5 Receipts



Quarter

4

Cluster

All

Department

Higher Education

Entity

Wholesale and Retail Sector Educati...

Top 5 Transfers



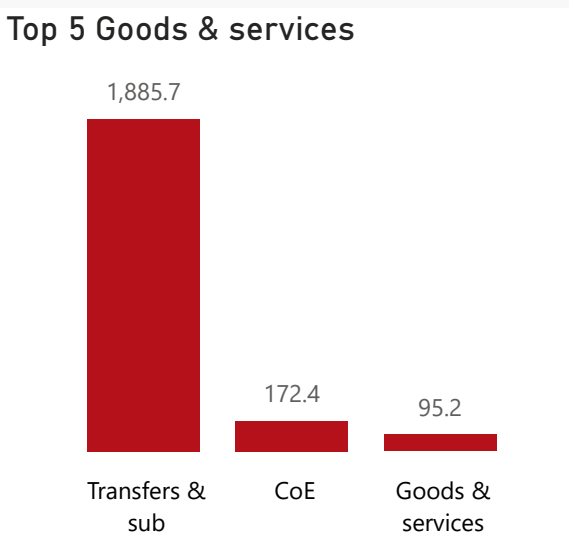
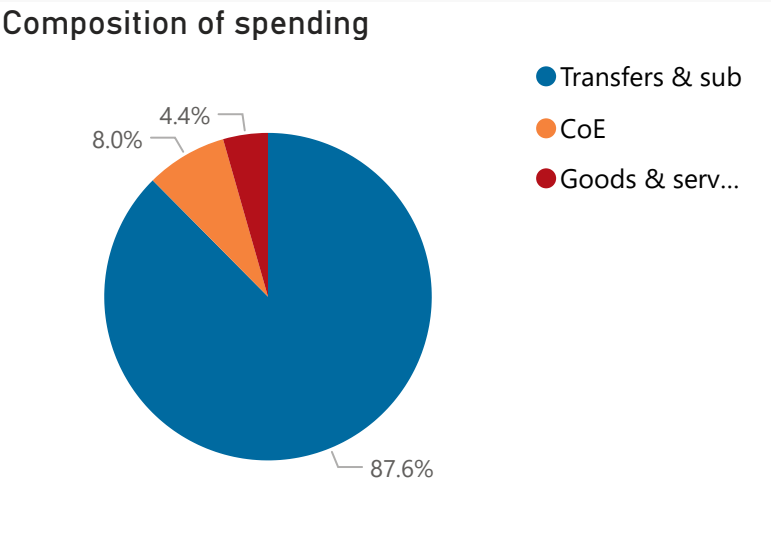
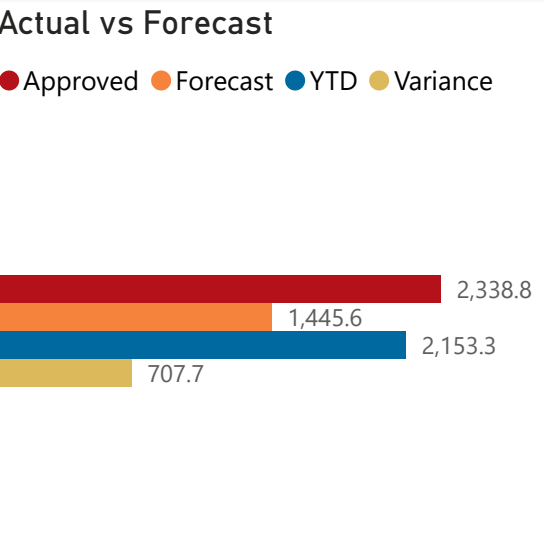
Receipts

Level 3	Approved	YTD	% YTD
Transfers	1,675.9	1,671.3	88.8%
Interest & dividends		211.7	11.2%
Total	1,675.9	1,883.0	100.0%

Public Entities Spending

Approved CoE	Approved G&S	Approved transfers
158.2109.0%	122.477.8%	2,058.1112.4%

- ☐ R billion
- ☒ R million
- ☐ R thousand



Capital assets

Spending			
Level 3	Approved	YTD	% YTD
⊕ Transfers & sub	2,058.1	1,885.7	87.6%
⊕ CoE	158.2	172.4	8.0%
⊕ Goods & services	122.4	95.2	4.4%
Total	2,338.8	2,153.3	100.0%

Quarter

4

Cluster

All

Department

Higher Education

Entity

Wholesale and Retail Sector Educati...