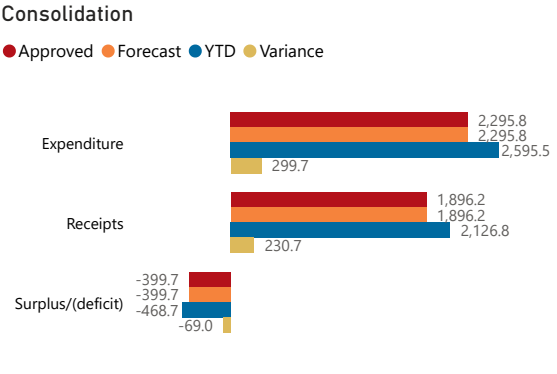


Overview - Public Entities Quarterly Reporting

Approved receipts	Approved spending	Surplus/(deficit)
1,896.2112.2%	2,295.8113.1%	-399.7

- ☐ R billion
- ☒ R million
- ☐ R thousand



Quarter

4

Cluster

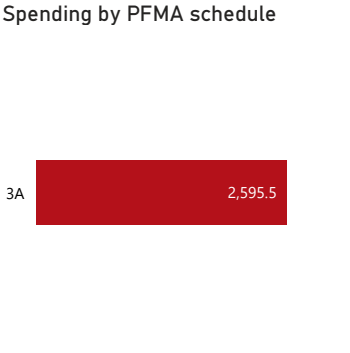
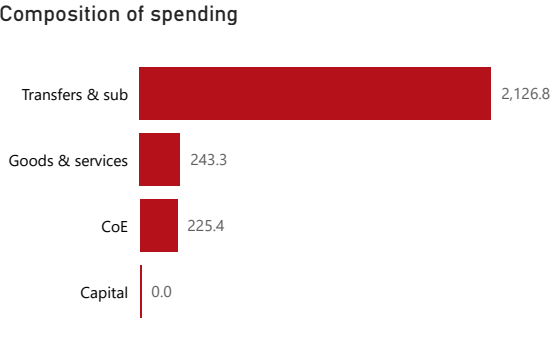
All

Department

Higher Education

Entity

Services Sector Education and Traini...



Public Entities Receipts

Approved sales of G&S

(Blank) (Blank)

Approved transfers

1,896.2 112.2%



national treasury

Department:
National Treasury
REPUBLIC OF SOUTH AFRICA

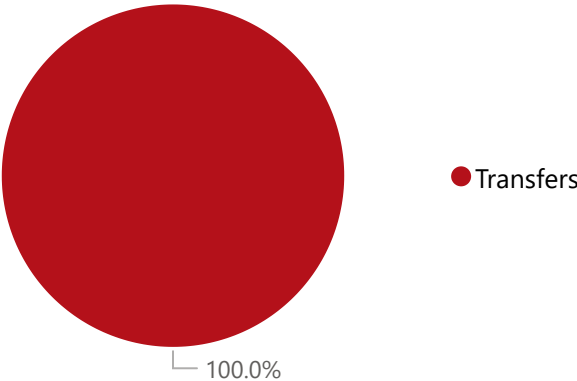
- ☐ R billion
- ☒ R million
- ☐ R thousand

Actual vs Forecast

● Approved ● Forecast ● YTD ● Variance



Composition of receipts



Top 5 Receipts



Quarter

4

Cluster

All

Department

Higher Education

Entity

Services Sector Education and Traini...

Top 5 Transfers



Receipts

Level 3	Approved	YTD	% YTD
⊕ Transfers	1,896.2	2,126.8	100.0%
Total	1,896.2	2,126.8	100.0%

Public Entities Spending

Approved CoE

217.3

103.8%

Approved G&S

184.1

132.1%

Approved transfers

1,894.4

112.2%

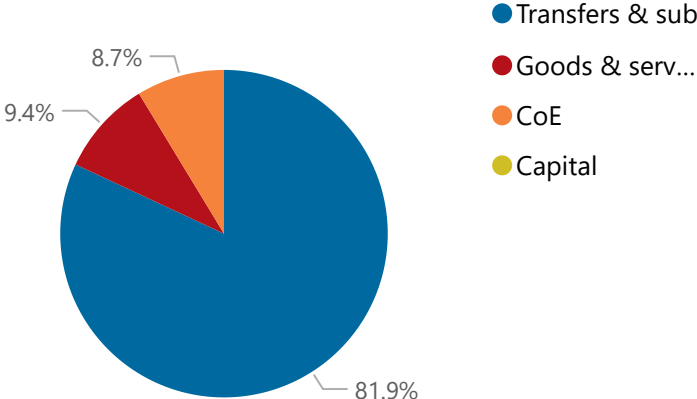
- ☐ R billion
- ☒ R million
- ☐ R thousand

Actual vs Forecast

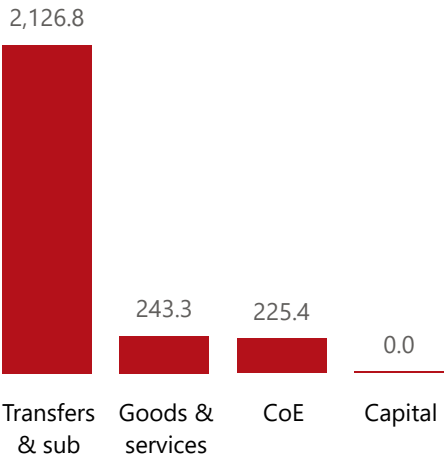
Approved Forecast YTD Variance



Composition of spending



Top 5 Goods & services



Capital assets

YTD Forecast



Spending

Level 3	Approved	YTD	% YTD
Transfers & sub	1,894.4	2,126.8	81.9%
Goods & services	184.1	243.3	9.4%
CoE	217.3	225.4	8.7%
Capital	0.0	0.0	0.0%
Total	2,295.8	2,595.5	100.0%

Quarter

4

Cluster

All

Department

Higher Education

Entity

Services Sector Education and Traini...