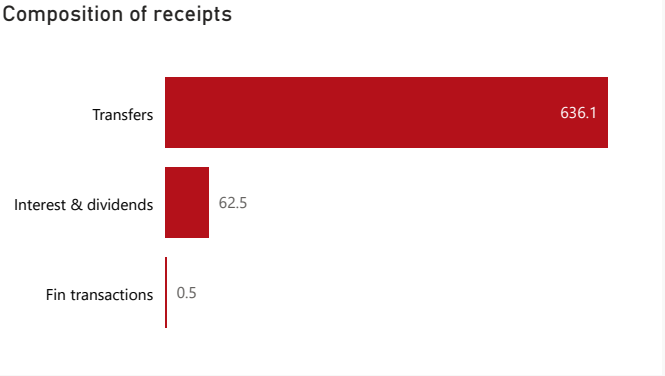
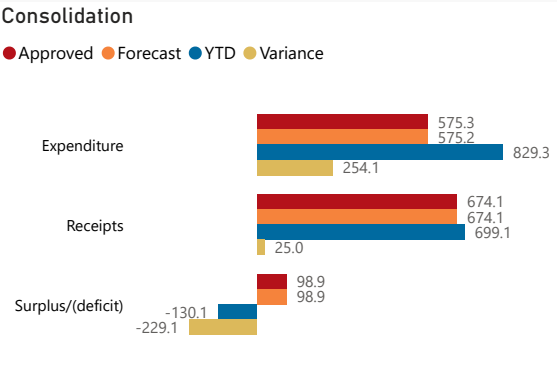


Overview - Public Entities Quarterly Reporting

Approved receipts	Approved spending	Surplus/(deficit)
674.1103.7%	575.3144.2%	98.9

- ☐ R billion
- ☒ R million
- ☐ R thousand



Quarter

4

Cluster

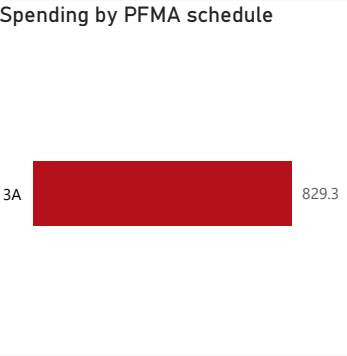
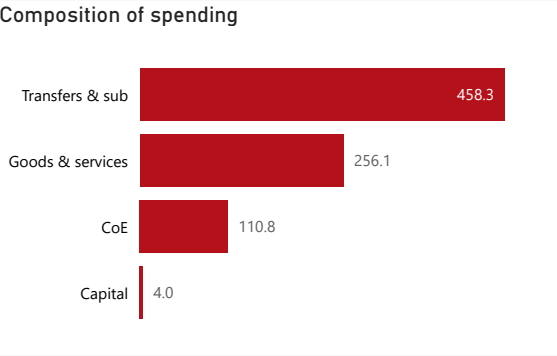
All

Department

Higher Education

Entity

Safety and Security Education and Tr...



Public Entities Receipts

Approved sales of G&S

(Blank) (Blank)

Approved transfers

631.3 100.8%



national treasury

Department:
National Treasury
REPUBLIC OF SOUTH AFRICA

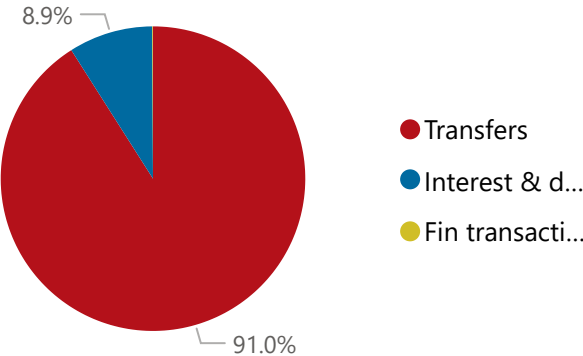
- ☐ R billion
- ☒ R million
- ☐ R thousand

Actual vs Forecast

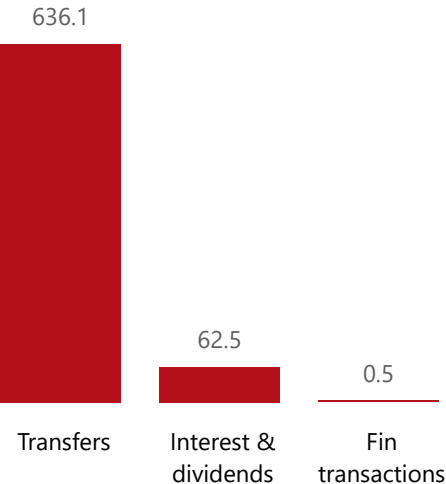
● Approved ● Forecast ● YTD ● Variance



Composition of receipts



Top 5 Receipts



Quarter

4

Cluster

All

Department

Higher Education

Entity

Safety and Security Education and Tr...

Top 5 Transfers



Receipts

Level 3	Approved	YTD	% YTD
Transfers	631.3	636.1	91.0%
Interest & dividends	42.8	62.5	8.9%
Fin transactions		0.5	0.1%
Total	674.1	699.1	100.0%

Public Entities Spending

Approved CoE

112.1

98.9%

Approved G&S

84.8

302.1%

Approved transfers

371.2

103.7%

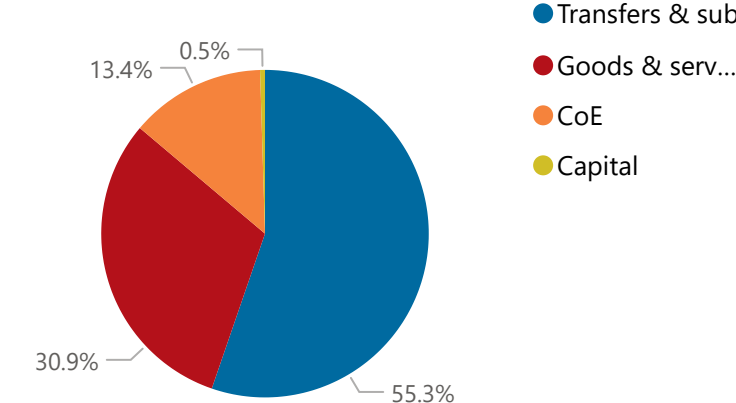
- ☐ R billion
- ☒ R million
- ☐ R thousand

Actual vs Forecast

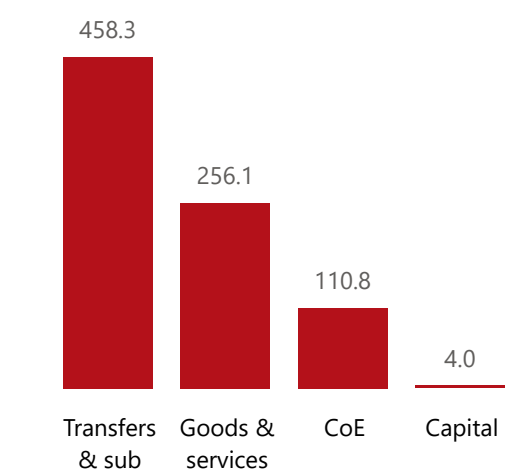
● Approved ● Forecast ● YTD ● Variance



Composition of spending



Top 5 Goods & services



Quarter

4

Cluster

All

Department

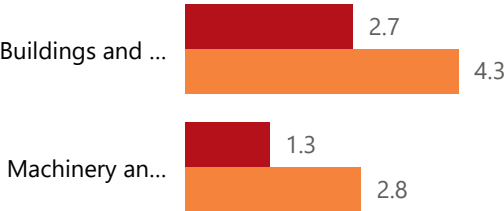
Higher Education

Entity

Safety and Security Education and Tr... ▼

Capital assets

● YTD ● Forecast



Spending

Level 3	Approved	YTD	% YTD
⊕ Transfers & sub	371.2	458.3	55.3%
⊕ Goods & services	84.8	256.1	30.9%
⊕ CoE	112.1	110.8	13.4%
⊕ Capital	7.1	4.0	0.5%
⊕ Interest	0.1		
Total	575.3	829.3	100.0%