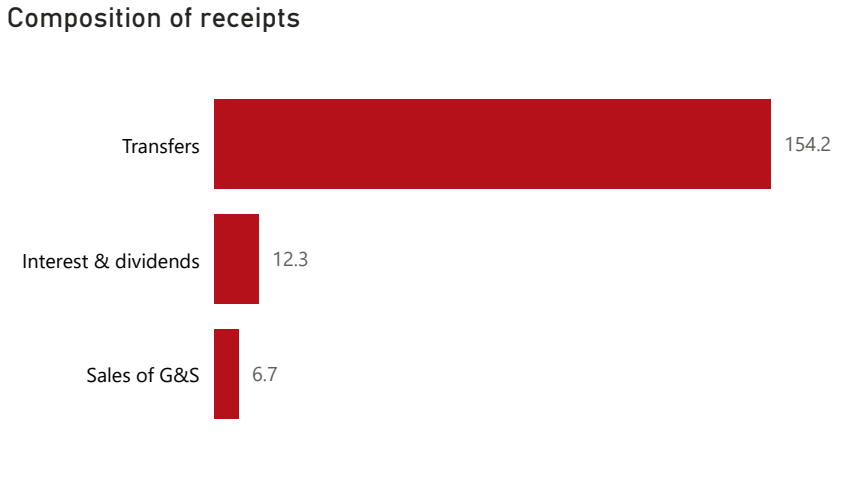
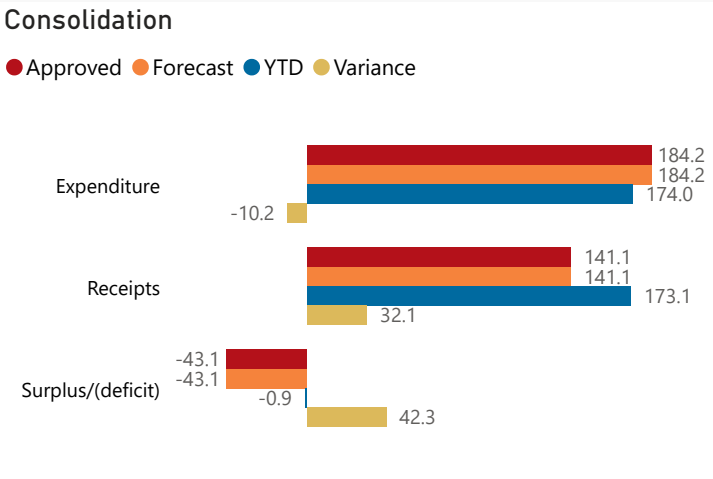


Overview - Public Entities Quarterly Reporting

| | | |
|-------------------|-------------------|-------------------|
| Approved receipts | Approved spending | Surplus/(deficit) |
| 141.1122.7% | 184.294.5% | -43.1 |

- ☐ R billion
- ☒ R million
- ☐ R thousand



Quarter

4

Cluster

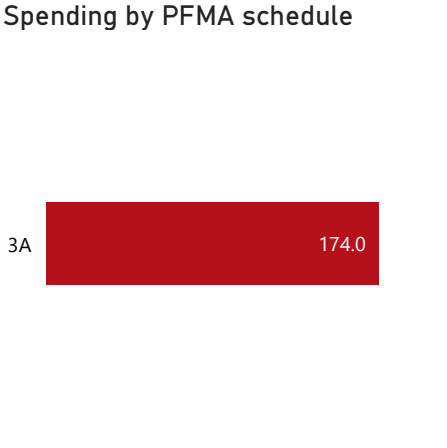
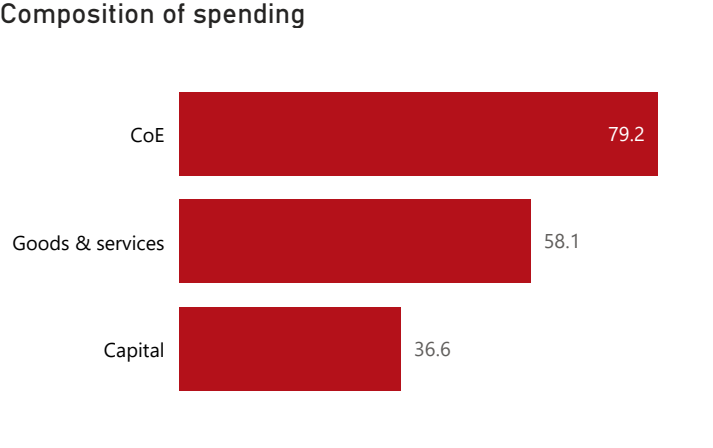
All

Department

Higher Education

Entity

Quality Council for Trades and Occu...



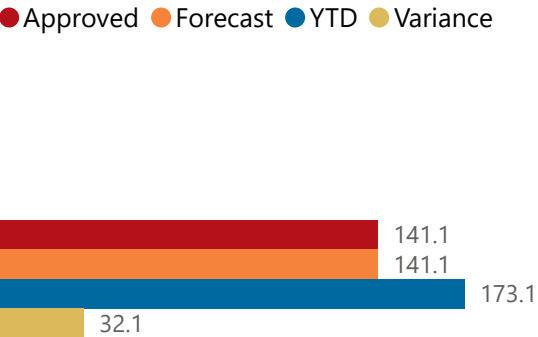
Public Entities Receipts

Approved sales of G&S
3.7 179.7%

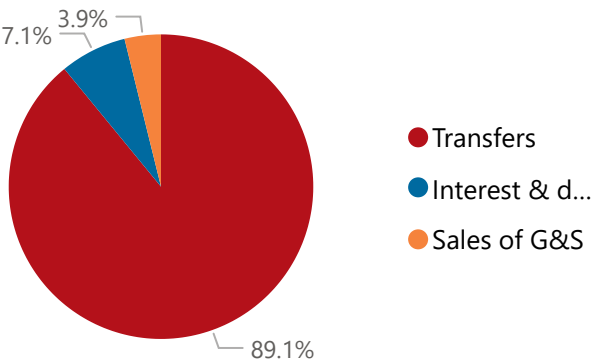
Approved transfers
136.0 113.3%

- ☐ R billion
- ☒ R million
- ☐ R thousand

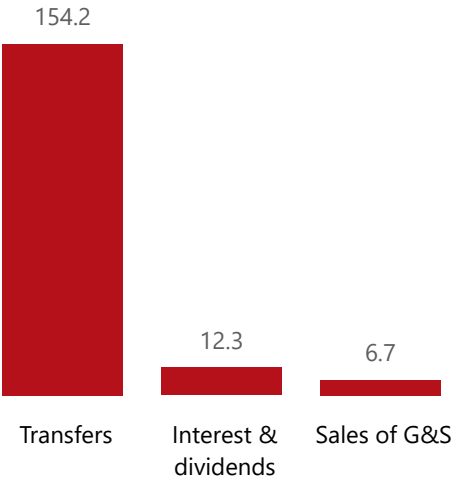
Actual vs Forecast



Composition of receipts



Top 5 Receipts



Quarter

4

Cluster

All

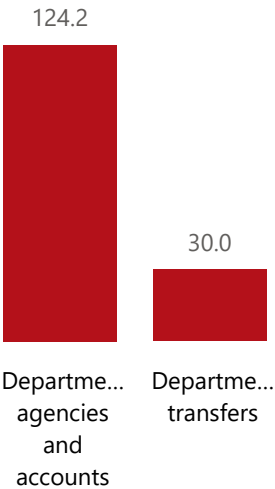
Department

Higher Education

Entity

Quality Council for Trades and Occu...

Top 5 Transfers



Receipts

| Level 3 | Approved | YTD | % YTD |
|------------------------|----------|-------|--------|
| ⊕ Transfers | 136.0 | 154.2 | 89.1% |
| ⊕ Interest & dividends | 1.3 | 12.3 | 7.1% |
| ⊕ Sales of G&S | 3.7 | 6.7 | 3.9% |
| Total | 141.1 | 173.1 | 100.0% |

Public Entities Spending

Approved CoE

80.7

98.2%

Approved G&S

99.1

58.6%

Approved transfers

(Blank)

122.7%

- ☐ R billion
- ☒ R million
- ☐ R thousand



national treasury

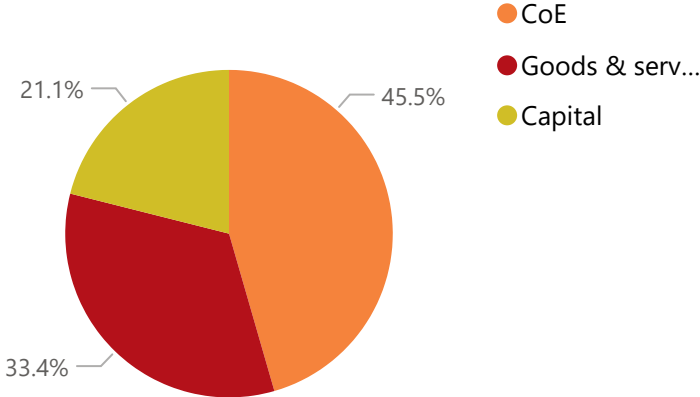
Department:
National Treasury
REPUBLIC OF SOUTH AFRICA

Actual vs Forecast

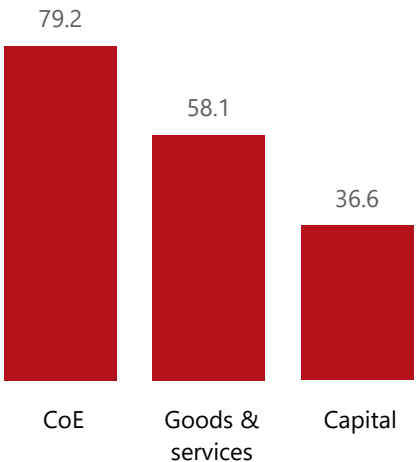
● Approved ● Forecast ● YTD ● Variance



Composition of spending



Top 5 Goods & services



Quarter

4

Cluster

All

Department

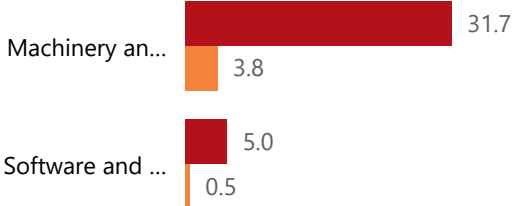
Higher Education

Entity

Quality Council for Trades and Occu...

Capital assets

● YTD ● Forecast



Spending

| Level 3 | Approved | YTD | % YTD |
|------------------|----------|-------|--------|
| CoE | 80.7 | 79.2 | 45.5% |
| Goods & services | 99.1 | 58.1 | 33.4% |
| Capital | 4.4 | 36.6 | 21.1% |
| Total | 184.2 | 174.0 | 100.0% |