

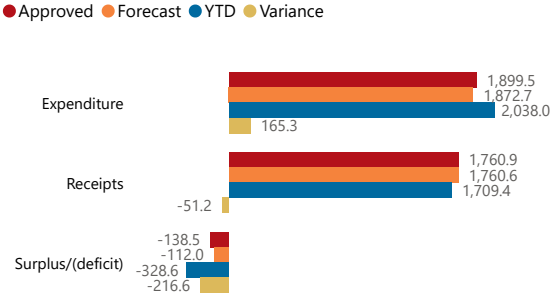
# Overview - Public Entities Quarterly Reporting

Approved receipts	Approved spending	Surplus/(deficit)
1,760.997.1%	1,899.5107.3%	-138.5

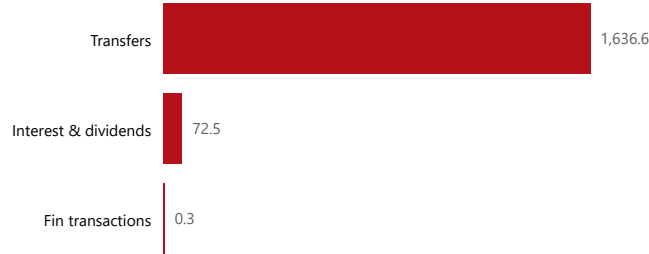
- ☐ R billion
- ☒ R million
- ☐ R thousand



## Consolidation



## Composition of receipts



## Quarter

4

▼

## Cluster

All

▼

## Department

Higher Education

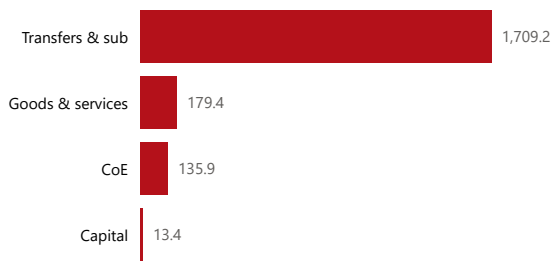
▼

## Entity

Mining Qualifications Authority

▼

## Composition of spending



## Functional grouping



## Spending by PFMA schedule



# Public Entities Receipts

Approved sales of G&S

(Blank) (Blank)

Approved transfers

1,674.5 97.7%



national treasury

Department:  
National Treasury  
REPUBLIC OF SOUTH AFRICA

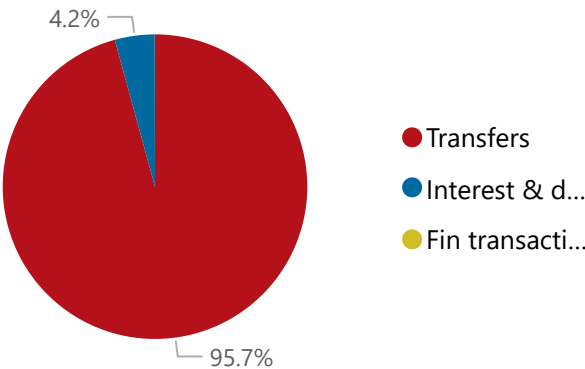
- ☐ R billion
- ☒ R million
- ☐ R thousand

## Actual vs Forecast

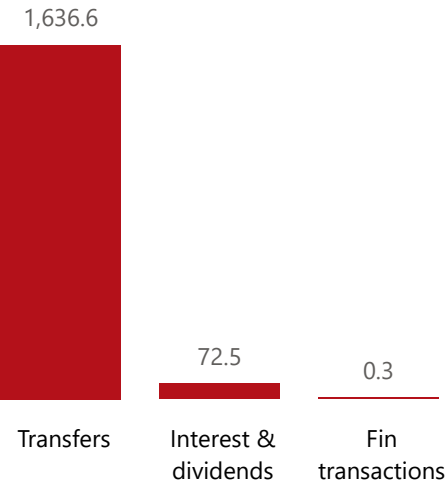
● Approved ● Forecast ● YTD ● Variance



## Composition of receipts



## Top 5 Receipts



## Quarter

4

## Cluster

All

## Department

Higher Education

## Entity

Mining Qualifications Authority

## Top 5 Transfers



## Receipts

Level 3	Approved	YTD	% YTD
Transfers	1,674.5	1,636.6	95.7%
Interest & dividends	86.4	72.5	4.2%
Fin transactions		0.3	0.0%
Total	1,760.9	1,709.4	100.0%

# Public Entities Spending

Approved CoE

128.3

106.0%

Approved G&S

(Blank)

0.0%

Approved transfers

1,747.4

97.1%

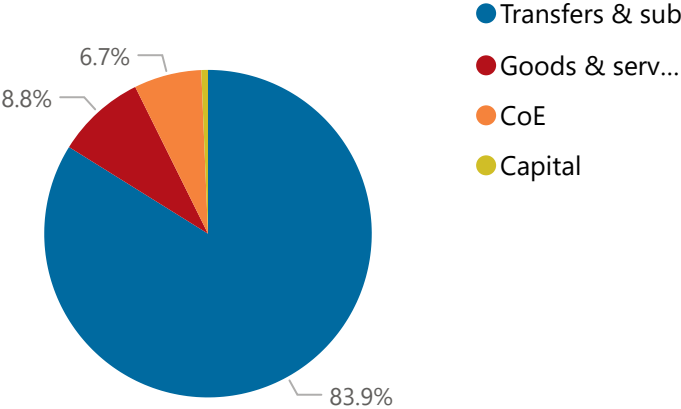
- ☐ R billion
- ☒ R million
- ☐ R thousand

## Actual vs Forecast

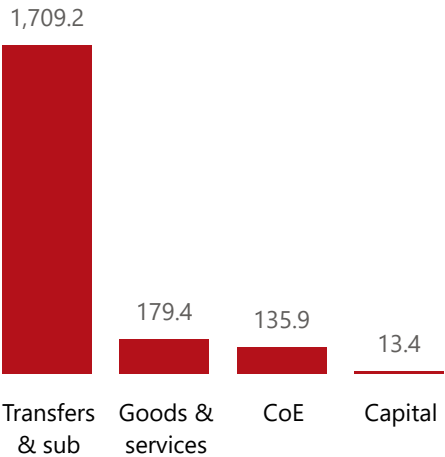
Approved Forecast YTD Variance



## Composition of spending

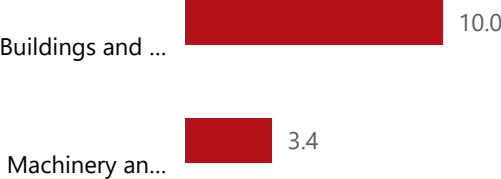


## Top 5 Goods & services



## Capital assets

YTD Forecast



## Spending

Level 3	Approved	YTD	% YTD
Transfers & sub	1,747.4	1,709.2	83.9%
Goods & services		179.4	8.8%
CoE	128.3	135.9	6.7%
Capital	23.8	13.4	0.7%
Total	1,899.5	2,038.0	100.0%

## Quarter

4

## Cluster

All

## Department

Higher Education

## Entity

Mining Qualifications Authority