

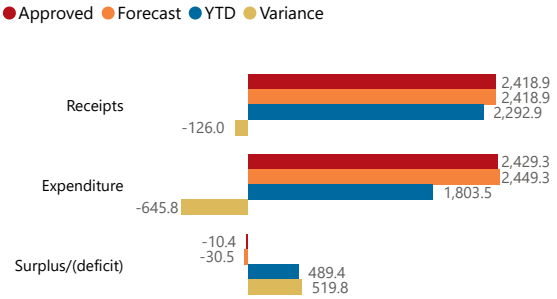
Overview - Public Entities Quarterly Reporting

Approved receipts	Approved spending	Surplus/(deficit)
2,418.994.8%	2,429.374.2%	-10.4

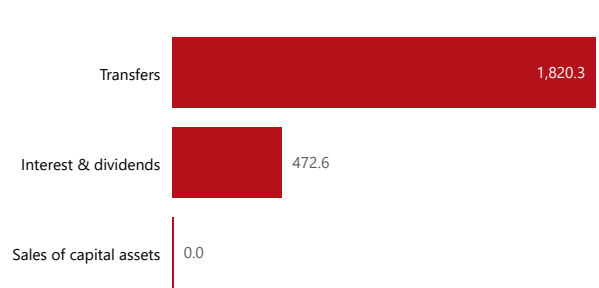
- ☐ R billion
- ☒ R million
- ☐ R thousand



Consolidation



Composition of receipts



Quarter

4

Cluster

All

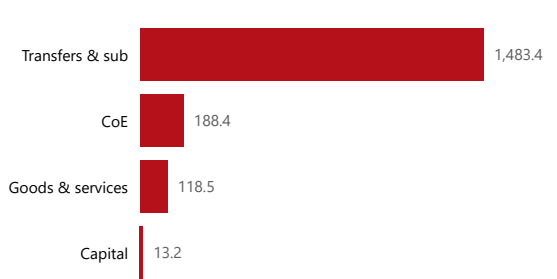
Department

Higher Education

Entity

Manufacturing, Engineering and Rel...

Composition of spending



Functional grouping



Spending by PFMA schedule



Public Entities Receipts

Approved sales of G&S

(Blank) (Blank)

Approved transfers

1,893.6 96.1%



national treasury

Department:
National Treasury
REPUBLIC OF SOUTH AFRICA

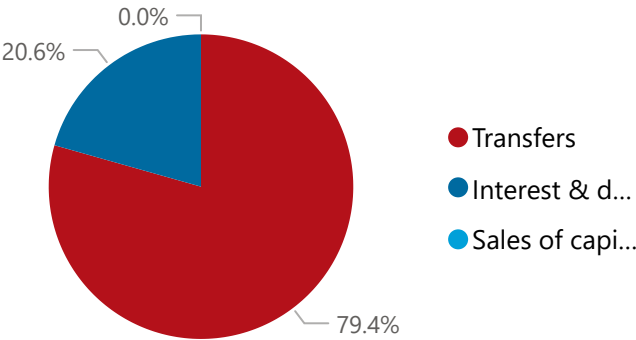
- ☐ R billion
- ☒ R million
- ☐ R thousand

Actual vs Forecast

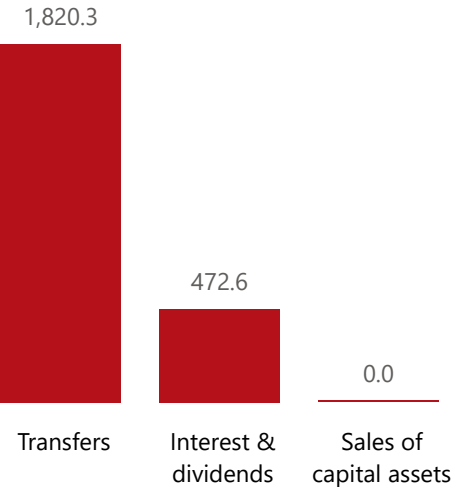
● Approved ● Forecast ● YTD ● Variance



Composition of receipts



Top 5 Receipts



Quarter

4

Cluster

All

Department

Higher Education

Entity

Manufacturing, Engineering and Rel...

Top 5 Transfers



Receipts

Level 3	Approved	YTD	% YTD
Transfers	1,893.6	1,820.3	79.4%
Interest & dividends	525.3	472.6	20.6%
Sales of capital assets		0.0	0.0%
Fin transactions	0.0		
Total	2,418.9	2,292.9	100.0%

Public Entities Spending

Approved CoE

207.1

91.0%

Approved G&S

140.4

84.4%

Approved transfers

2,071.4

94.8%

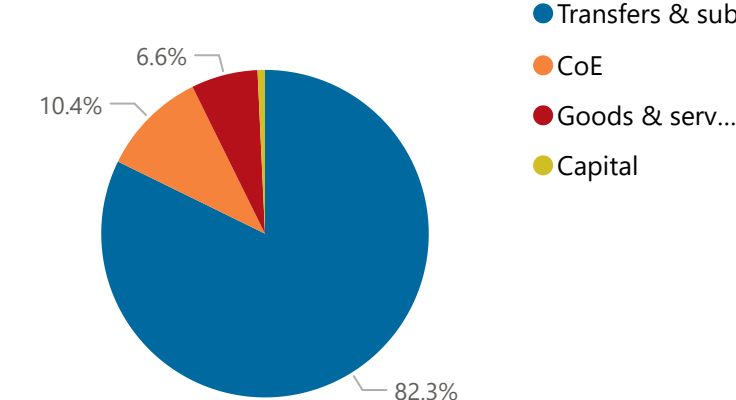
- ☐ R billion
- ☒ R million
- ☐ R thousand

Actual vs Forecast

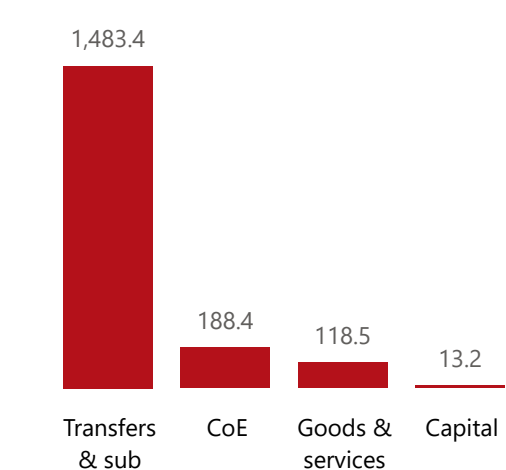
Approved Forecast YTD Variance



Composition of spending

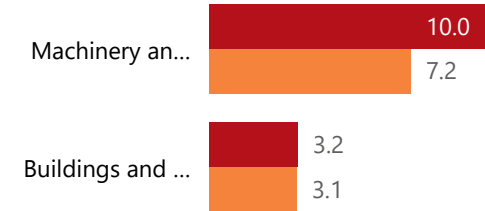


Top 5 Goods & services



Capital assets

YTD Forecast



Spending

Level 3	Approved	YTD	% YTD
Transfers & sub	2,071.4	1,483.4	82.3%
CoE	207.1	188.4	10.4%
Goods & services	140.4	118.5	6.6%
Capital	10.4	13.2	0.7%
Total	2,429.3	1,803.5	100.0%

Quarter

4

Cluster

All

Department

Higher Education

Entity

Manufacturing, Engineering and Rel...