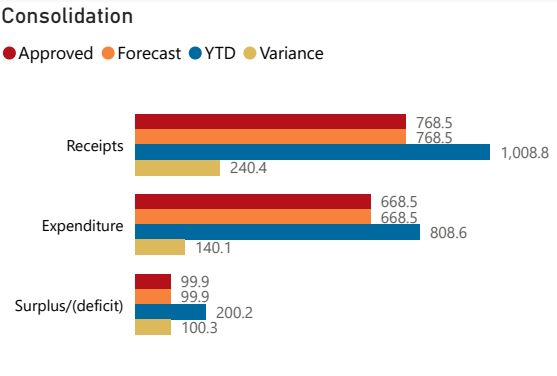


Overview - Public Entities Quarterly Reporting

Approved receipts	Approved spending	Surplus/(deficit)
768.5131.3%	668.5121.0%	99.9

- ☐ R billion
- ☒ R million
- ☐ R thousand



Quarter

4

Cluster

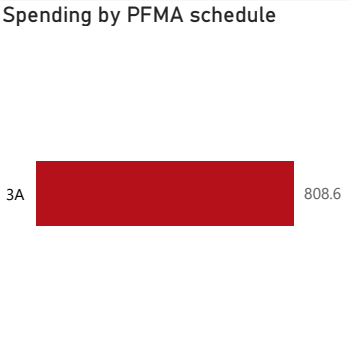
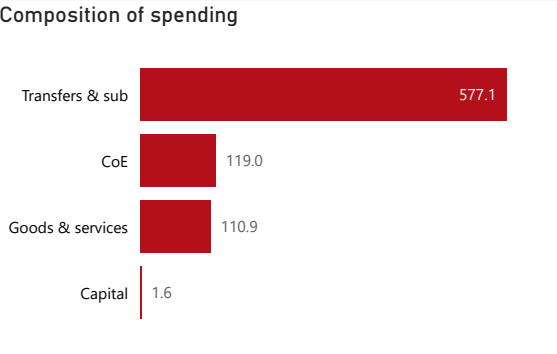
All

Department

Higher Education

Entity

Health and Welfare Sector Education...



Public Entities Receipts

Approved sales of G&S

(Blank) (Blank)

Approved transfers

768.0 130.9%



national treasury

Department:
National Treasury
REPUBLIC OF SOUTH AFRICA

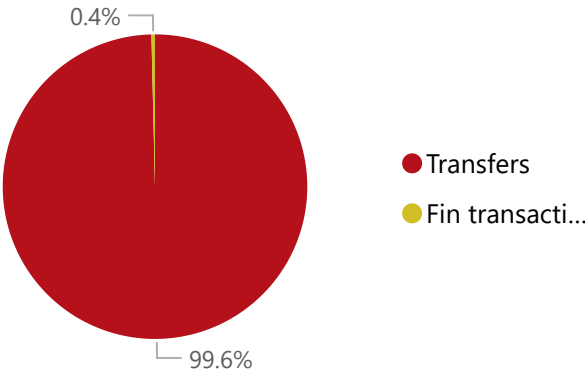
- ☐ R billion
- ☒ R million
- ☐ R thousand

Actual vs Forecast

● Approved ● Forecast ● YTD ● Variance



Composition of receipts



Top 5 Receipts



Quarter

4

Cluster

All

Department

Higher Education

Entity

Health and Welfare Sector Education... ✓

Top 5 Transfers



Receipts

Level 3	Approved	YTD	% YTD
⊕ Transfers	768.0	1,005.0	99.6%
⊕ Fin transactions	0.5	3.8	0.4%
⊕ Sales of capital assets	0.0		
Total	768.5	1,008.8	100.0%

Public Entities Spending

Approved CoE

117.4101.3%

Approved G&S

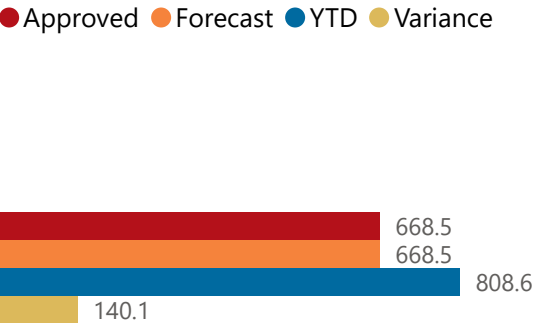
104.4106.2%

Approved transfers

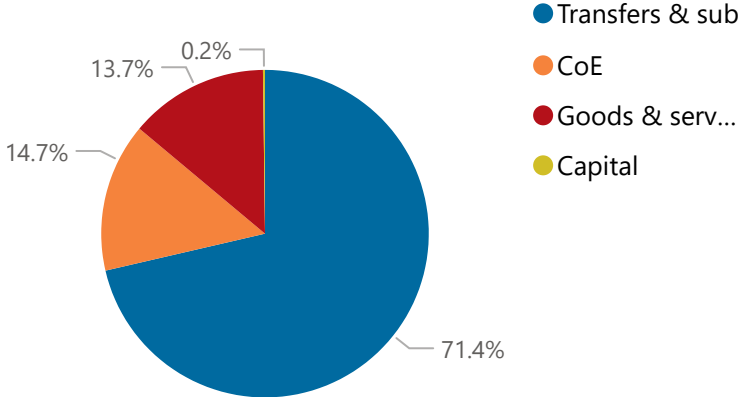
443.3131.3%

- ☐ R billion
- ☒ R million
- ☐ R thousand

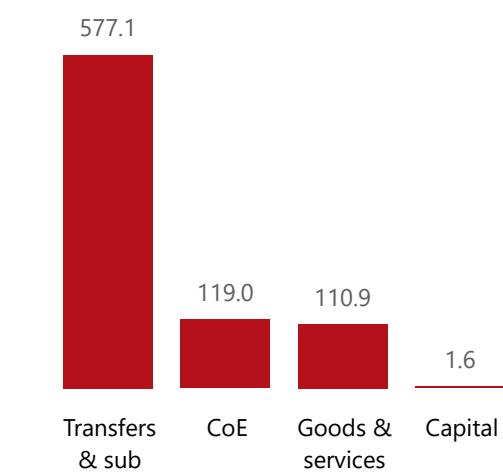
Actual vs Forecast



Composition of spending



Top 5 Goods & services



Quarter

4

Cluster

All

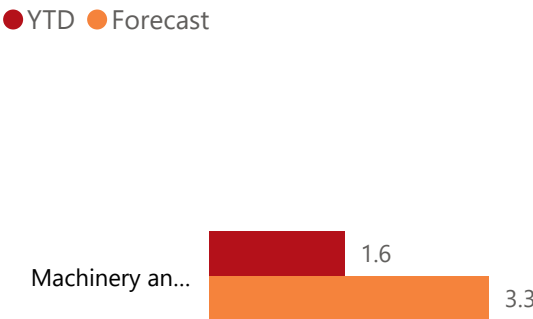
Department

Higher Education

Entity

Health and Welfare Sector Education...

Capital assets



Spending

Level 3	Approved	YTD	% YTD
Transfers & sub	443.3	577.1	71.4%
CoE	117.4	119.0	14.7%
Goods & services	104.4	110.9	13.7%
Capital	3.3	1.6	0.2%
Total	668.5	808.6	100.0%