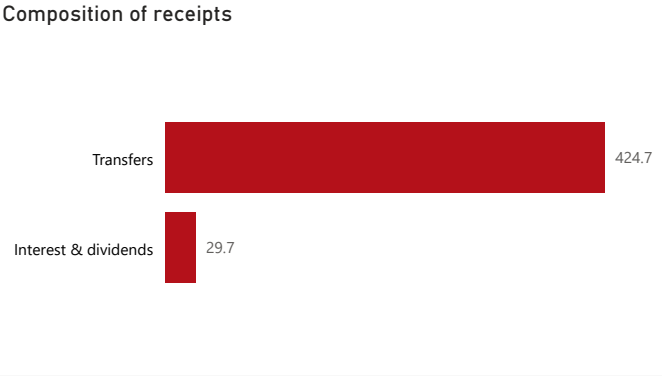
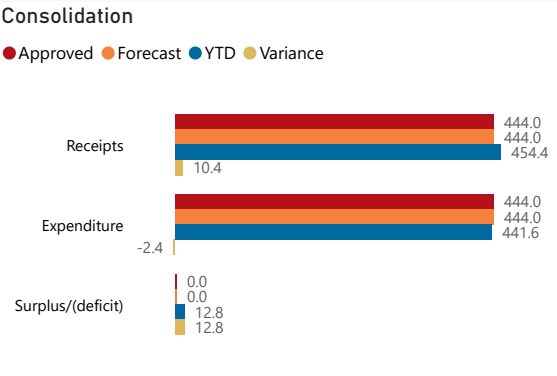


Overview - Public Entities Quarterly Reporting

Approved receipts	Approved spending	Surplus/(deficit)
444.0102.3%	444.099.5%	0.0

- ☐ R billion
- ☒ R million
- ☐ R thousand



Quarter

4

Cluster

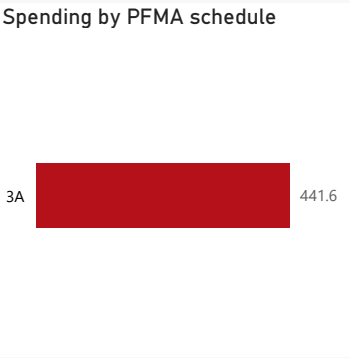
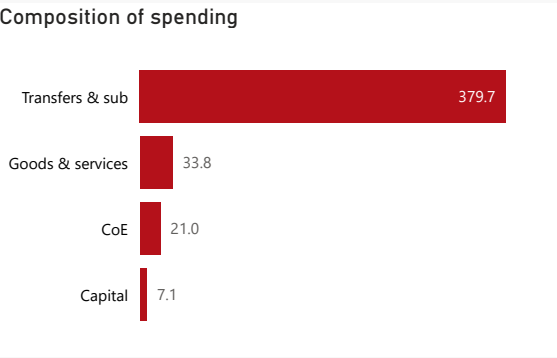
All

Department

Higher Education

Entity

Fibre Processing Manufacturing Sect...



Public Entities Receipts

Approved sales of G&S

(Blank) (Blank)

Approved transfers

418.0 101.6%



national treasury

Department:
National Treasury
REPUBLIC OF SOUTH AFRICA

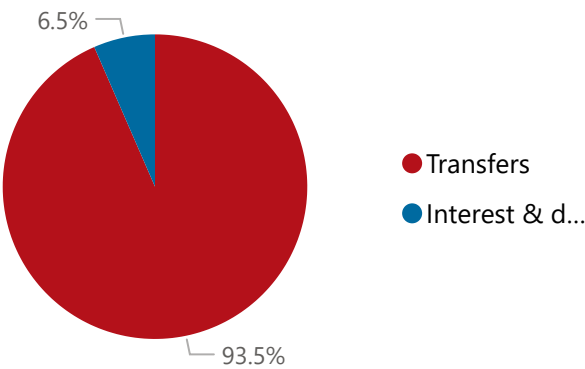
- ☐ R billion
- ☒ R million
- ☐ R thousand

Actual vs Forecast

● Approved ● Forecast ● YTD ● Variance



Composition of receipts



Top 5 Receipts



Quarter

4

Cluster

All

Department

Higher Education

Entity

Fibre Processing Manufacturing Sect...

Top 5 Transfers



Receipts

Level 3	Approved	YTD	% YTD
Transfers	418.0	424.7	93.5%
Interest & dividends	25.9	29.7	6.5%
Total	444.0	454.4	100.0%

Public Entities Spending

Approved CoE

21.9

96.0%

Approved G&S

28.2

119.7%

Approved transfers

393.9

102.3%

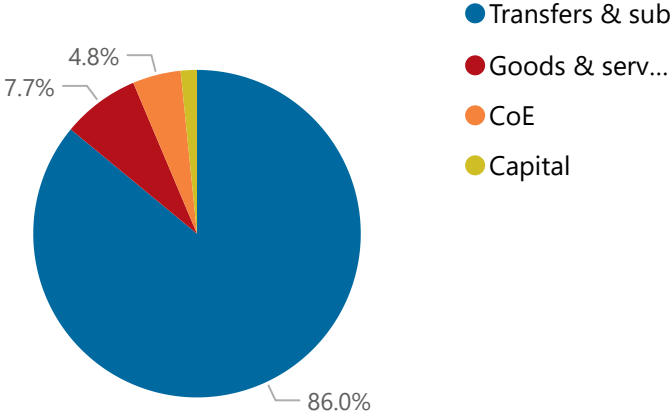
- ☐ R billion
- ☒ R million
- ☐ R thousand

Actual vs Forecast

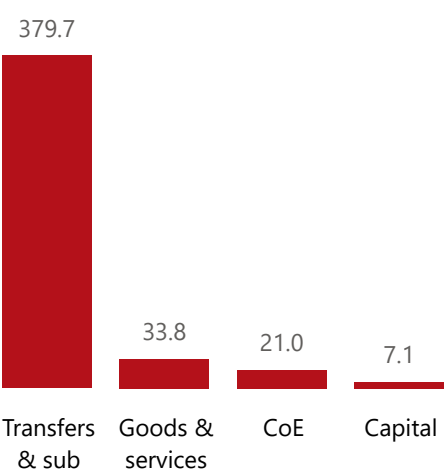
● Approved ● Forecast ● YTD ● Variance



Composition of spending

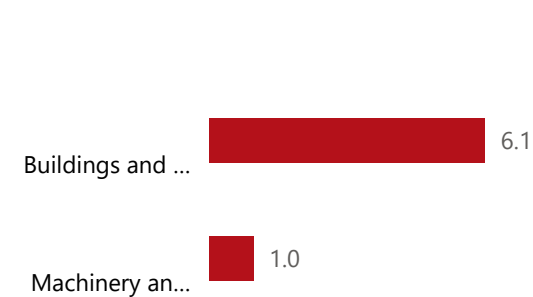


Top 5 Goods & services



Capital assets

● YTD ● Forecast



Spending

Level 3	Approved	YTD	% YTD
⊕ Transfers & sub	393.9	379.7	86.0%
⊕ Goods & services	28.2	33.8	7.7%
⊕ CoE	21.9	21.0	4.8%
⊕ Capital		7.1	1.6%
Total	444.0	441.6	100.0%

Quarter

4

Cluster

All

Department

Higher Education

Entity

Fibre Processing Manufacturing Sect...