

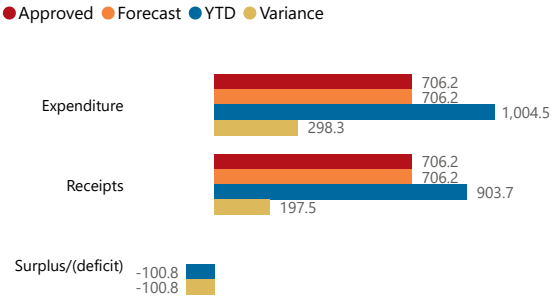
Overview - Public Entities Quarterly Reporting

Approved receipts	Approved spending	Surplus/(deficit)
706.2128.0%	706.2142.2%	(Blank)


- ☐ R billion
- ☒ R million
- ☐ R thousand



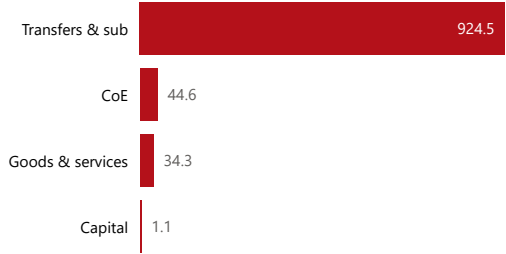
Consolidation



Composition of receipts



Composition of spending



Functional grouping



Quarter

4

Cluster

All

Department

Higher Education

Entity

Financial and Accounting Services SE...

Spending by PFMA schedule



Public Entities Receipts

Approved sales of G&S

(Blank) (Blank)

Approved transfers

688.7 123.6%



national treasury

Department:
National Treasury
REPUBLIC OF SOUTH AFRICA

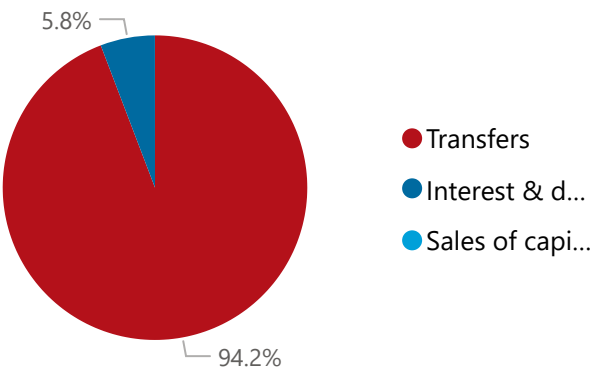
- ☐ R billion
- ☒ R million
- ☐ R thousand

Actual vs Forecast

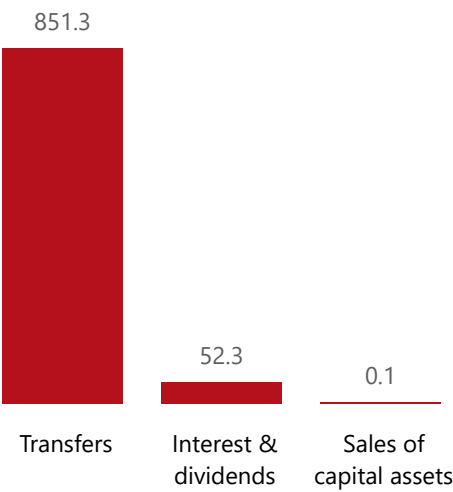
● Approved ● Forecast ● YTD ● Variance



Composition of receipts



Top 5 Receipts



Quarter

4

Cluster

All

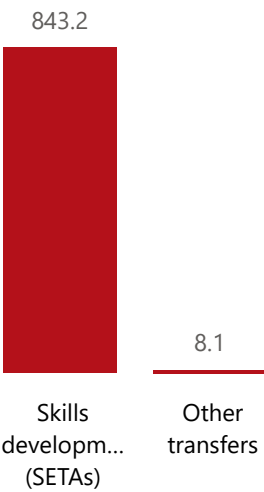
Department

Higher Education

Entity

Financial and Accounting Services SE...

Top 5 Transfers



Receipts

Level 3	Approved	YTD	% YTD
Transfers	688.7	851.3	94.2%
Interest & dividends	17.5	52.3	5.8%
Sales of capital assets		0.1	0.0%
Total	706.2	903.7	100.0%

Public Entities Spending

Approved CoE

65.4

68.1%

Approved G&S

42.1

81.5%

Approved transfers

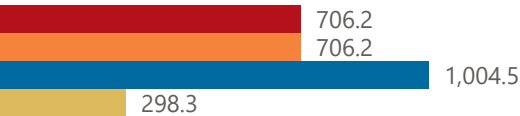
597.5

128.0%

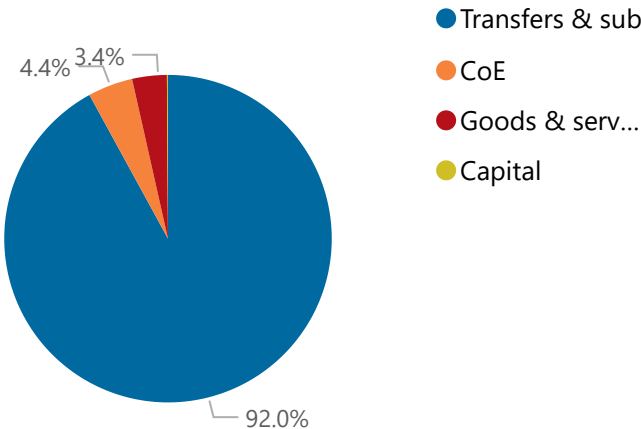
- ☐ R billion
- ☒ R million
- ☐ R thousand

Actual vs Forecast

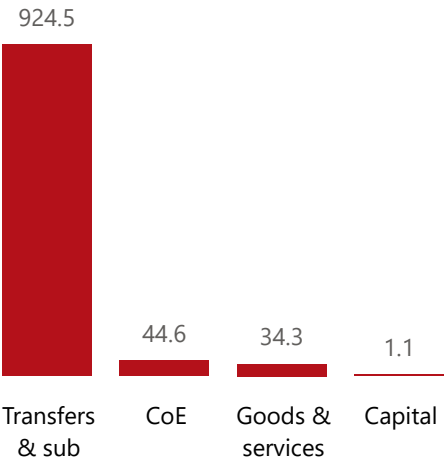
● Approved ● Forecast ● YTD ● Variance



Composition of spending



Top 5 Goods & services



Quarter

4

Cluster

All

Department

Higher Education

Entity

Financial and Accounting Services SE...

Capital assets

● YTD ● Forecast



Spending

Level 3	Approved	YTD	% YTD
⊕ Transfers & sub	597.5	924.5	92.0%
⊕ CoE	65.4	44.6	4.4%
⊕ Goods & services	42.1	34.3	3.4%
⊕ Capital	1.2	1.1	0.1%
Total	706.2	1,004.5	100.0%