

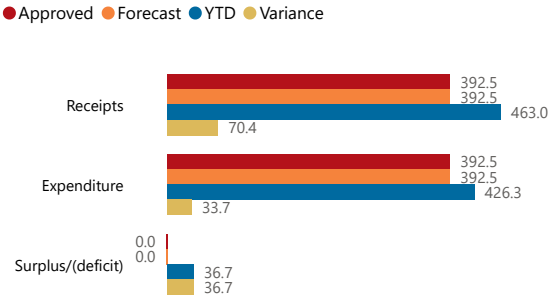
Overview - Public Entities Quarterly Reporting

Approved receipts	Approved spending	Surplus/(deficit)
392.5117.9%	392.5108.6%	0.0


- ☐ R billion
- ☒ R million
- ☐ R thousand



Consolidation



Composition of receipts



Quarter

4

▼

Cluster

All

▼

Department

Higher Education

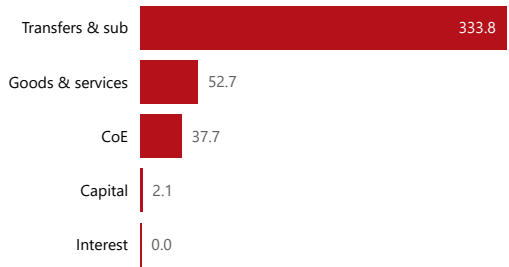
▼

Entity

Energy and Water Sector Education ...

▼

Composition of spending



Functional grouping



Spending by PFMA schedule



Public Entities Receipts

Approved sales of G&S

(Blank) (Blank)

Approved transfers

354.4 118.4%



national treasury

Department:
National Treasury
REPUBLIC OF SOUTH AFRICA

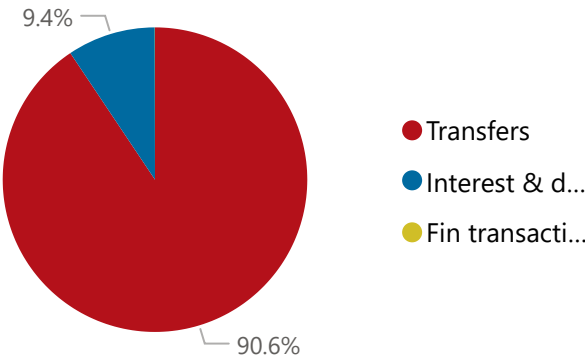
- ☐ R billion
- ☒ R million
- ☐ R thousand

Actual vs Forecast

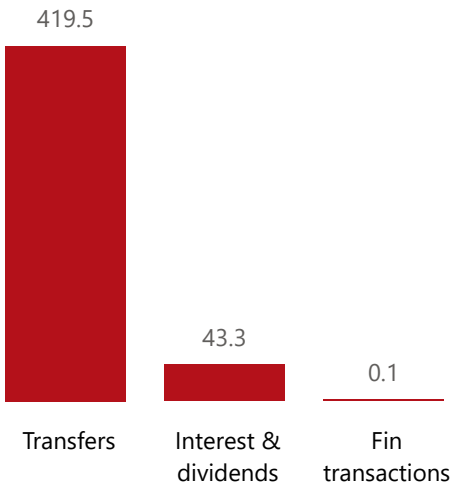
● Approved ● Forecast ● YTD ● Variance



Composition of receipts



Top 5 Receipts



Quarter

4

Cluster

All

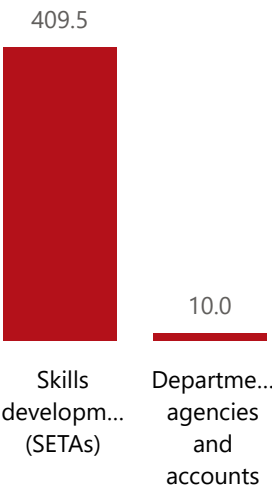
Department

Higher Education

Entity

Energy and Water Sector Education ...

Top 5 Transfers



Receipts

Level 3	Approved	YTD	% YTD
Transfers	354.4	419.5	90.6%
Interest & dividends	38.0	43.3	9.4%
Fin transactions	0.1	0.1	0.0%
Total	392.5	463.0	100.0%

Public Entities Spending

Approved CoE

34.5

109.2%

Approved G&S

59.0

89.3%

Approved transfers

296.4

117.9%

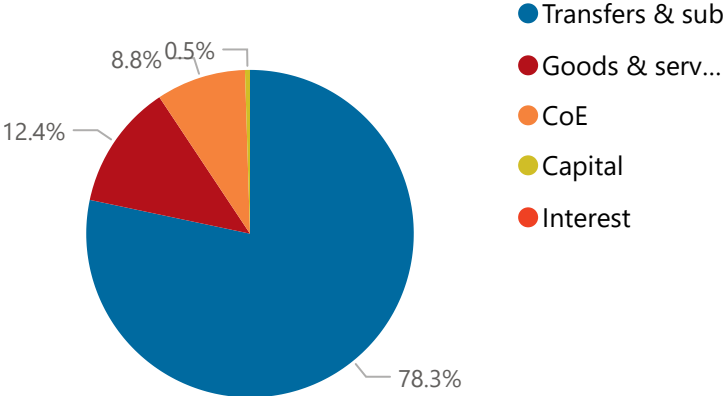
- ☐ R billion
- ☒ R million
- ☐ R thousand

Actual vs Forecast

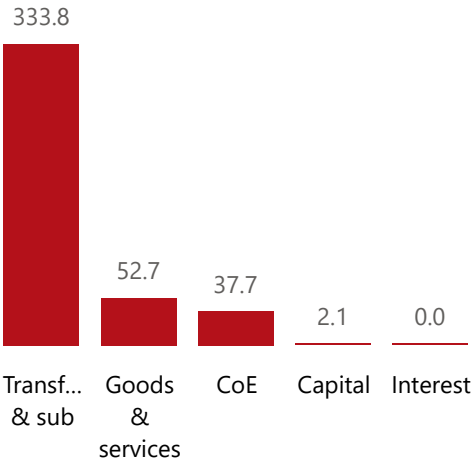
● Approved ● Forecast ● YTD ● Variance



Composition of spending

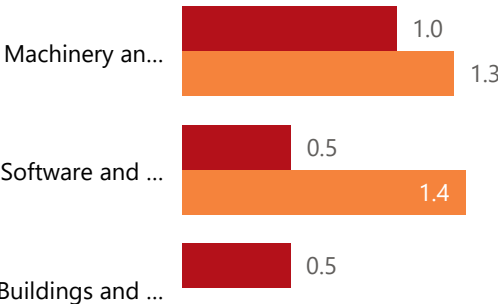


Top 5 Goods & services



Capital assets

● YTD ● Forecast



Spending

Level 3	Approved	YTD	% YTD
Transfers & sub	296.4	333.8	78.3%
Goods & services	59.0	52.7	12.4%
CoE	34.5	37.7	8.8%
Capital	2.7	2.1	0.5%
Interest		0.0	0.0%
Total	392.5	426.3	100.0%

Quarter

4

Cluster

All

Department

Higher Education

Entity

Energy and Water Sector Education ...