

Overview - Public Entities Quarterly Reporting

Approved receipts

643.5

112.9%

Approved spending

680.4

106.8%

Surplus/(deficit)

-36.9

- ☐ R billion
- ☒ R million
- ☐ R thousand

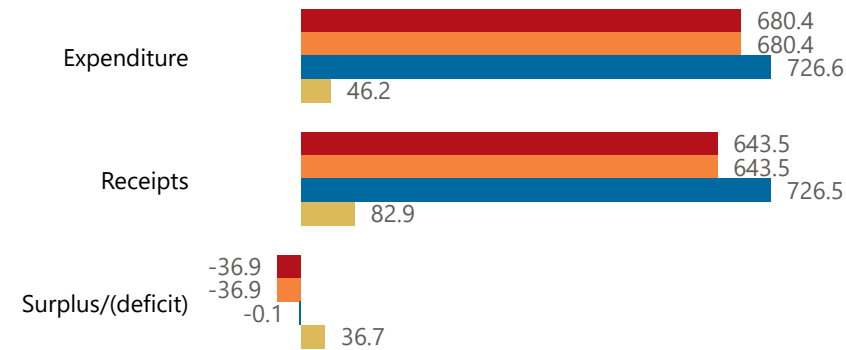


national treasury

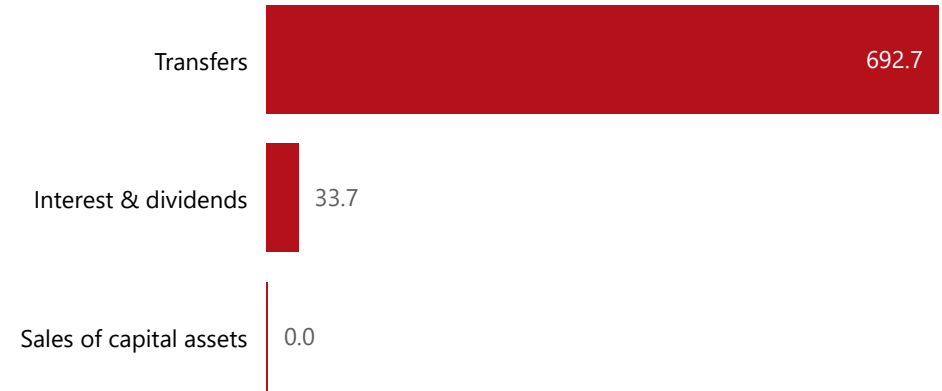
Department:
National Treasury
REPUBLIC OF SOUTH AFRICA

Consolidation

● Approved ● Forecast ● YTD ● Variance



Composition of receipts



Quarter

4

Cluster

All

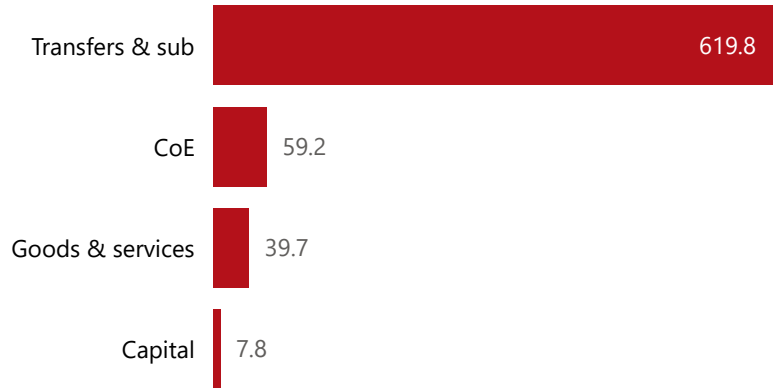
Department

Higher Education

Entity

Chemical Industries Education and Tr...

Composition of spending



Functional grouping



Spending by PFMA schedule



Public Entities Receipts

Approved sales of G&S

(Blank)

(Blank)

Approved transfers

618.7

112.0%



national treasury

Department:
National Treasury
REPUBLIC OF SOUTH AFRICA

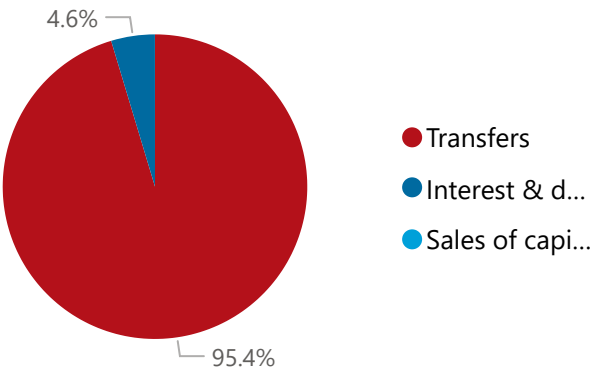
- ☐ R billion
- ☒ R million
- ☐ R thousand

Actual vs Forecast

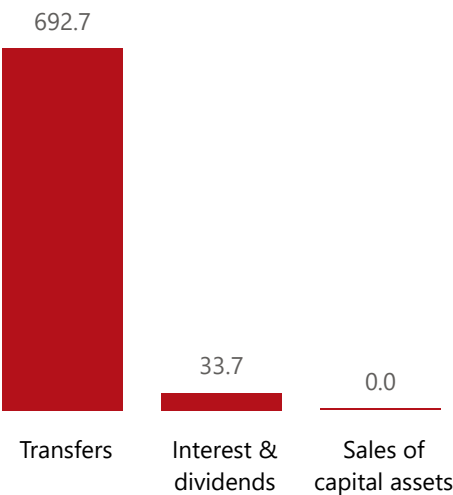
● Approved ● Forecast ● YTD ● Variance



Composition of receipts



Top 5 Receipts



Quarter

4

Cluster

All

Department

Higher Education

Entity

Chemical Industries Education and Tr...

Top 5 Transfers



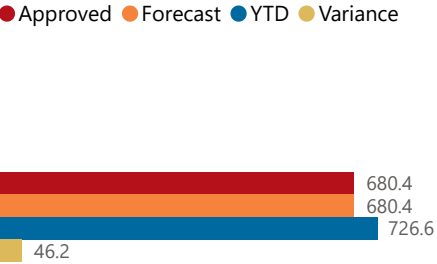
Receipts

Level 3	Approved	YTD	% YTD
Transfers	618.7	692.7	95.4%
Interest & dividends	24.7	33.7	4.6%
Sales of capital assets	0.1	0.0	0.0%
Total	643.5	726.5	100.0%

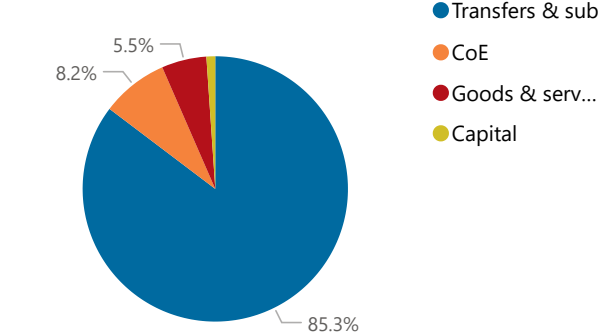
Public Entities Spending

Approved CoE	Approved G&S	Approved transfers
63.493.5%	38.5103.1%	574.7112.9%

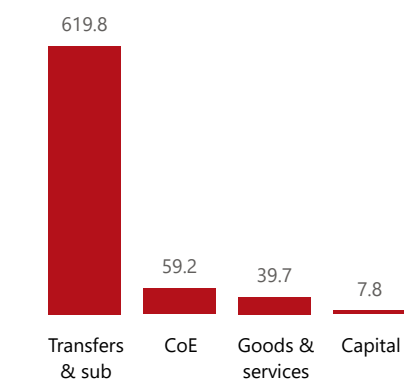
Actual vs Forecast



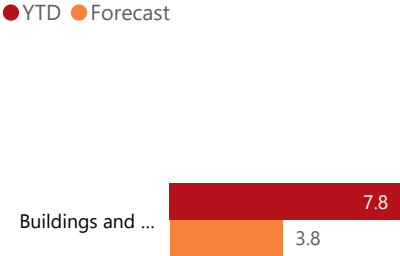
Composition of spending



Top 5 Goods & services



Capital assets



Spending

Level 3	Approved	YTD	% YTD
⊞ Transfers & sub	574.7	619.8	85.3%
⊞ CoE	63.4	59.2	8.2%
⊞ Goods & services	38.5	39.7	5.5%
⊞ Capital	3.8	7.8	1.1%
Total	680.4	726.6	100.0%

- R billion
- R million
- R thousand



Quarter

4

Cluster

All

Department

Higher Education

Entity

Chemical Industries Education and Tr...