

# Overview - Public Entities Quarterly Reporting

Approved receipts

96.3

99.7%

Approved spending

90.0

68.8%

Surplus/(deficit)

6.3

- ☐ R billion
- ☒ R million
- ☐ R thousand

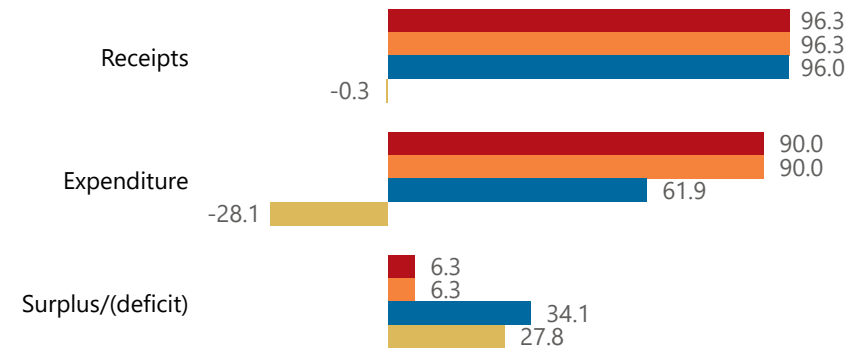


**national treasury**

Department:  
National Treasury  
REPUBLIC OF SOUTH AFRICA

## Consolidation

● Approved ● Forecast ● YTD ● Variance



## Composition of receipts



## Quarter

4

## Cluster

All

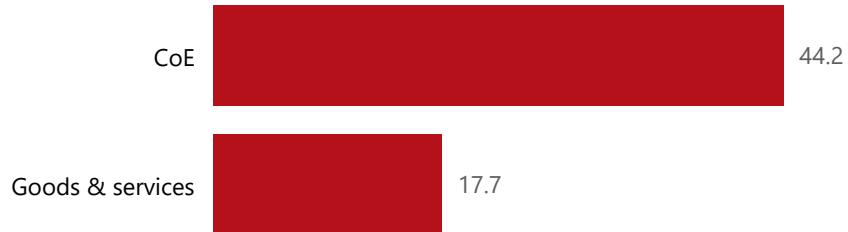
## Department

Higher Education

## Entity

Council on Higher Education

## Composition of spending



## Functional grouping



## Spending by PFMA schedule



# Public Entities Receipts

Approved sales of G&S

7.8

96.3%

Approved transfers

88.5

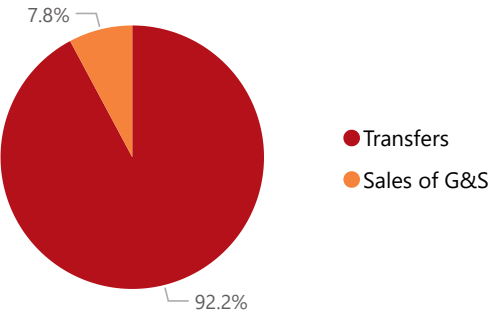
100.0%

## Actual vs Forecast

● Approved ● Forecast ● YTD ● Variance



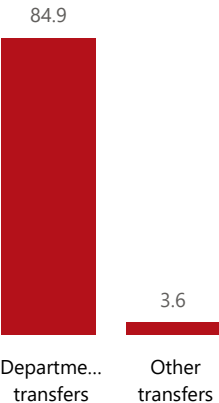
## Composition of receipts



## Top 5 Receipts



## Top 5 Transfers



## Receipts

Level 3	Approved	YTD	% YTD
⊕ Transfers	88.5	88.5	92.2%
⊕ Sales of G&S	7.8	7.5	7.8%
Total	96.3	96.0	100.0%

- ☐ R billion
- ☒ R million
- ☐ R thousand



national treasury

Department:  
National Treasury  
REPUBLIC OF SOUTH AFRICA

## Quarter

4

## Cluster

All

## Department

Higher Education

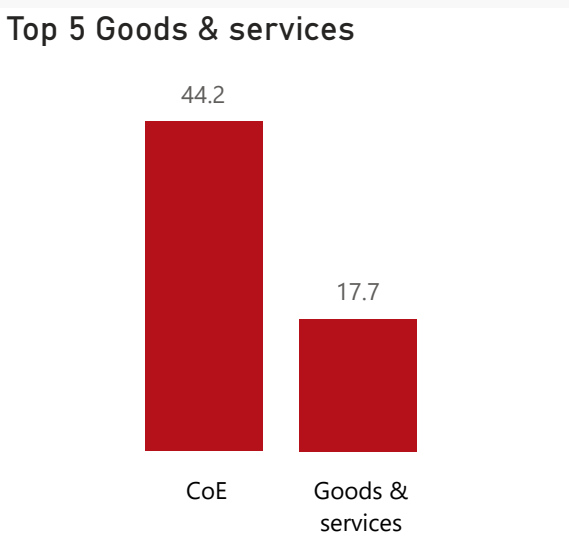
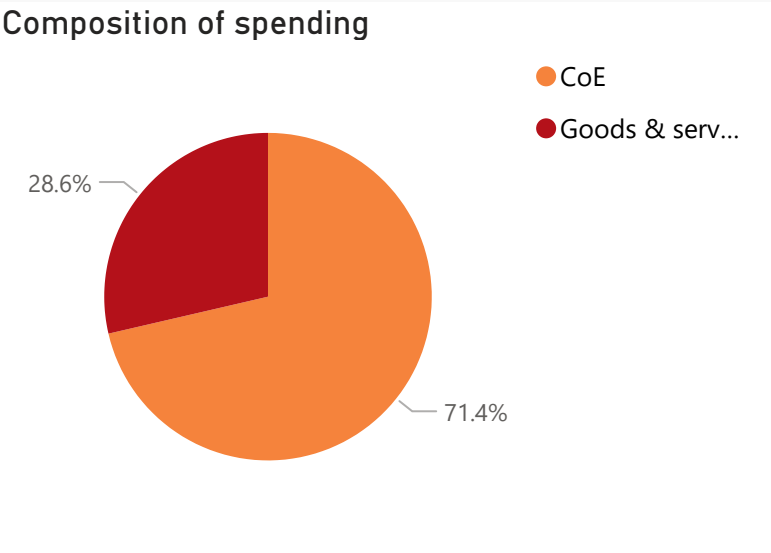
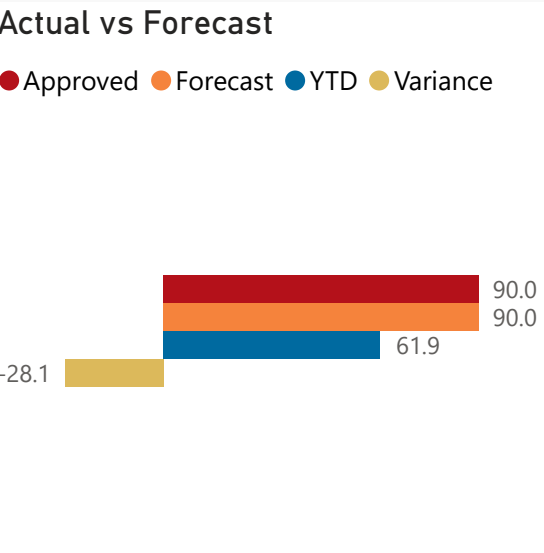
## Entity

Council on Higher Education

# Public Entities Spending

Approved CoE	Approved G&S	Approved transfers
46.594.9%	43.440.8%	(Blank)99.7%

- ☐ R billion
- ☒ R million
- ☐ R thousand



## Capital assets

### Spending

Level 3	Approved	YTD	% YTD
⊕ CoE	46.5	44.2	71.4%
⊕ Goods & services	43.4	17.7	28.6%
Total	90.0	61.9	100.0%

Quarter

4

Cluster

All

Department

Higher Education

Entity

Council on Higher Education