

Overview - Public Entities Quarterly Reporting

Approved receipts

677.5

129.8%

Approved spending

733.3

134.9%

Surplus/(deficit)

-55.7

- ☐ R billion
- ☒ R million
- ☐ R thousand

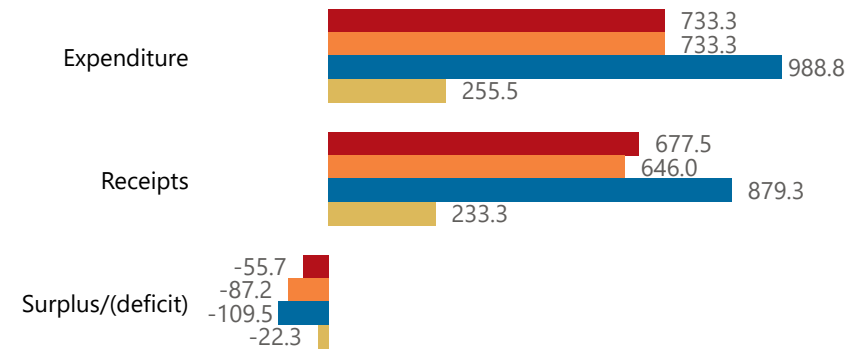


national treasury

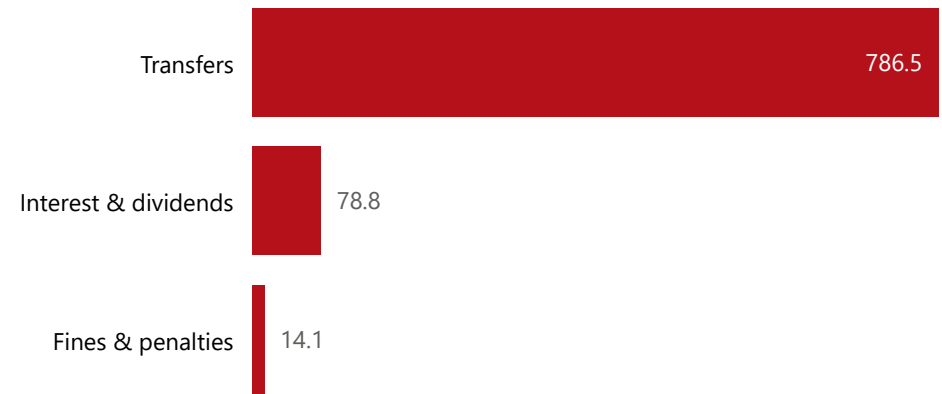
Department:
National Treasury
REPUBLIC OF SOUTH AFRICA

Consolidation

● Approved ● Forecast ● YTD ● Variance



Composition of receipts



Quarter

4

Cluster

All

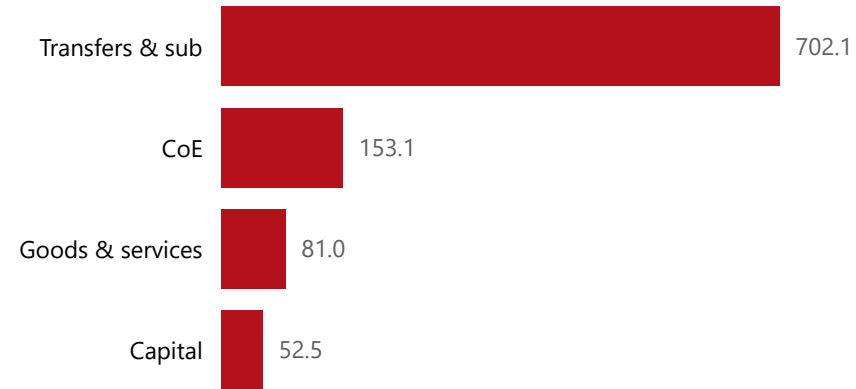
Department

Higher Education

Entity

Construction Education and Training ...

Composition of spending



Functional grouping



Spending by PFMA schedule



Public Entities Receipts

Approved sales of G&S

(Blank) (Blank)

Approved transfers

619.1 127.0%



national treasury

Department:
National Treasury
REPUBLIC OF SOUTH AFRICA

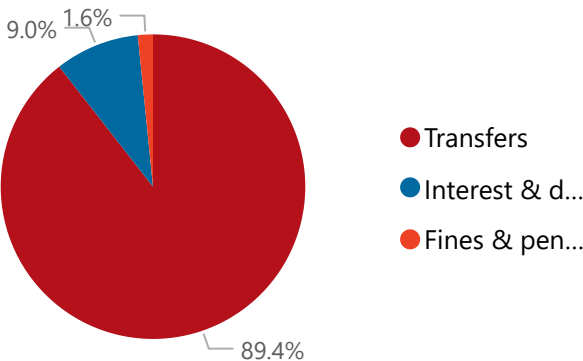
- ☐ R billion
- ☒ R million
- ☐ R thousand

Actual vs Forecast

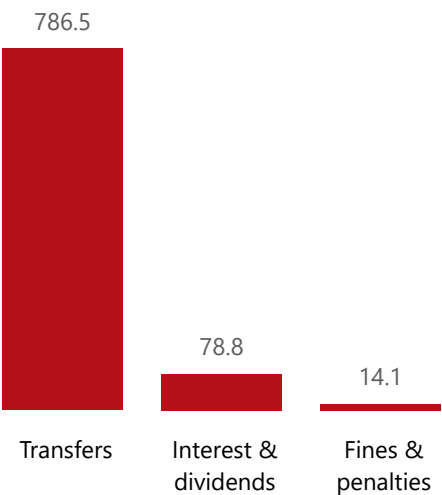
● Approved ● Forecast ● YTD ● Variance



Composition of receipts



Top 5 Receipts



Quarter

4

Cluster

All

Department

Higher Education

Entity

Construction Education and Training ...

Top 5 Transfers



Receipts

Level 3	Approved	YTD	% YTD
Transfers	619.1	786.5	89.4%
Interest & dividends	26.9	78.8	9.0%
Fines & penalties	31.5	14.1	1.6%
Total	677.5	879.3	100.0%

Public Entities Spending

Approved CoE

98.5

155.4%

Approved G&S

119.2

68.0%

Approved transfers

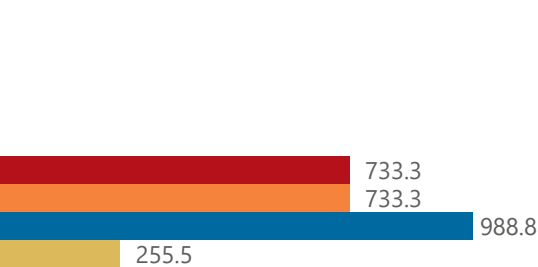
515.5

129.8%

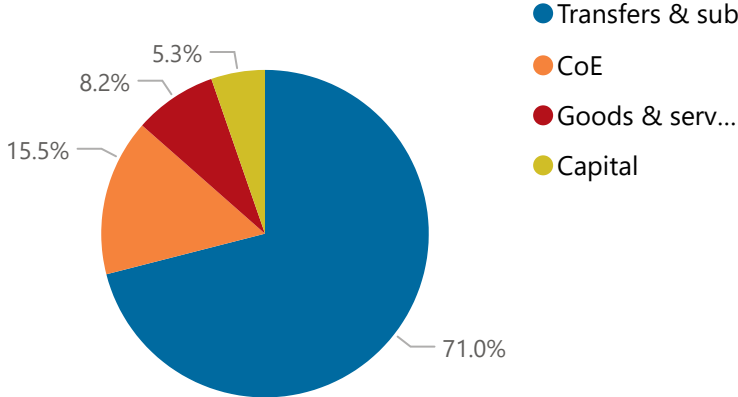
- ☐ R billion
- ☒ R million
- ☐ R thousand

Actual vs Forecast

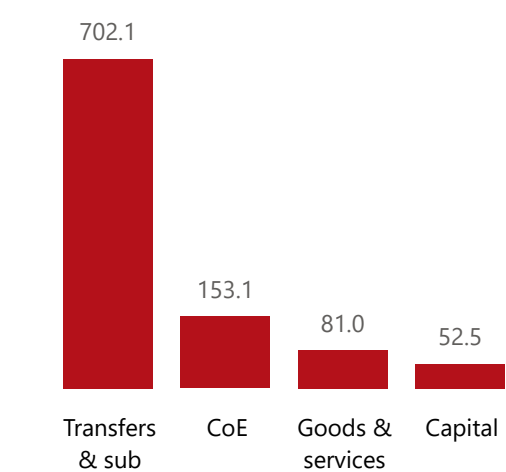
● Approved ● Forecast ● YTD ● Variance



Composition of spending



Top 5 Goods & services



Capital assets

● YTD ● Forecast



Spending

Level 3	Approved	YTD	% YTD
Transfers & sub	515.5	702.1	71.0%
CoE	98.5	153.1	15.5%
Goods & services	119.2	81.0	8.2%
Capital		52.5	5.3%
Total	733.3	988.8	100.0%

Quarter

4

Cluster

All

Department

Higher Education

Entity

Construction Education and Training ...