

# Overview - Public Entities Quarterly Reporting

Approved receipts

108.3

102.4%

Approved spending

70.8

159.1%

Surplus/(deficit)

37.4

- ☐ R billion
- ☒ R million
- ☐ R thousand

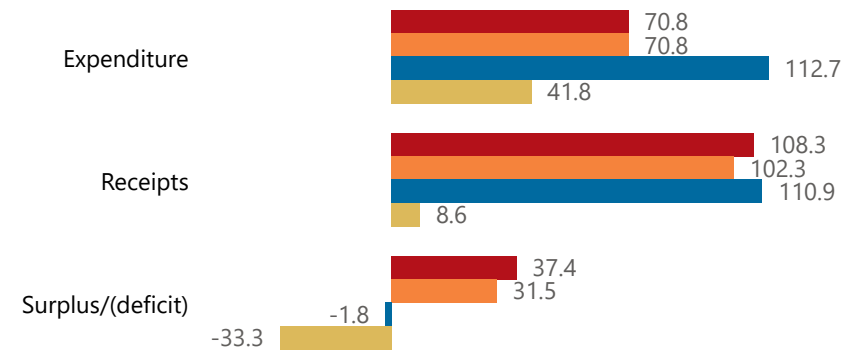


**national treasury**


Department:  
National Treasury  
REPUBLIC OF SOUTH AFRICA

## Consolidation

● Approved ● Forecast ● YTD ● Variance



## Composition of receipts



## Quarter

4

## Cluster

All

## Department

Government Communication and In... ▾

## Entity

Media Development Diversity Agency ▾

## Composition of spending



## Functional grouping



## Spending by PFMA schedule



# Public Entities Receipts

Approved sales of G&S

(Blank)

(Blank)

Approved transfers

102.3

101.5%



national treasury

Department:  
National Treasury  
REPUBLIC OF SOUTH AFRICA

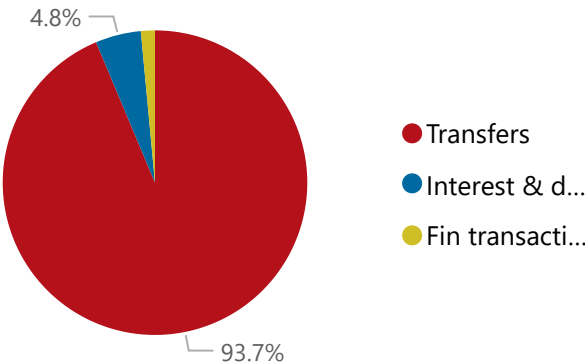
- ☐ R billion
- ☒ R million
- ☐ R thousand

## Actual vs Forecast

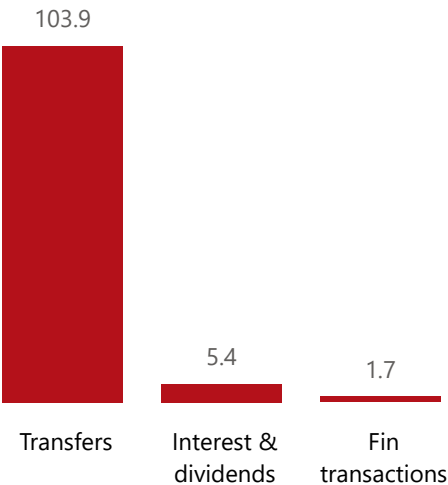
● Approved ● Forecast ● YTD ● Variance



## Composition of receipts



## Top 5 Receipts



## Quarter

4

## Cluster

All

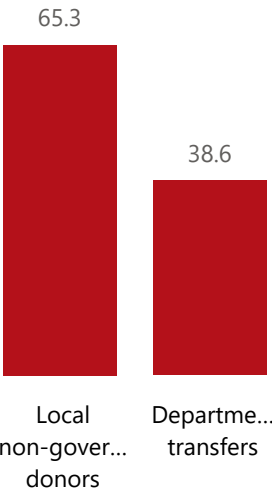
## Department

Government Communication and Inf...

## Entity

Media Development Diversity Agency

## Top 5 Transfers



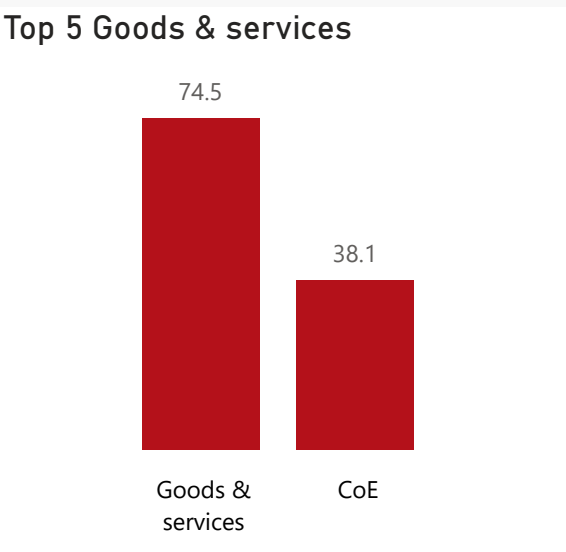
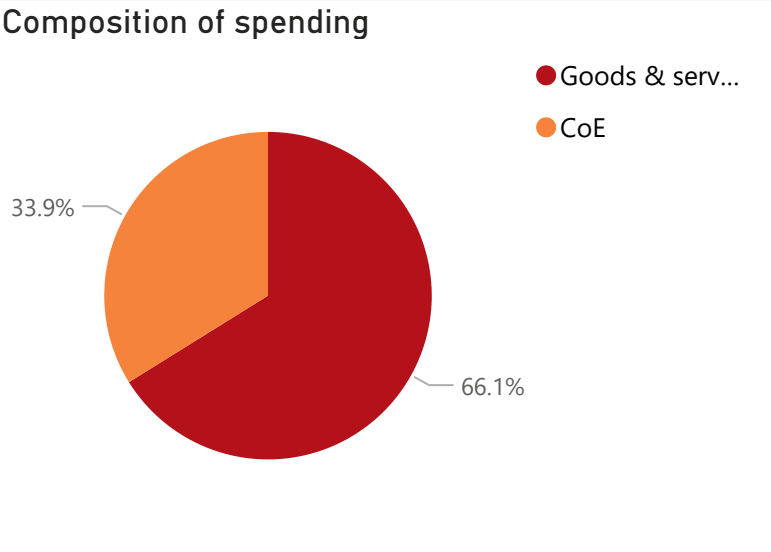
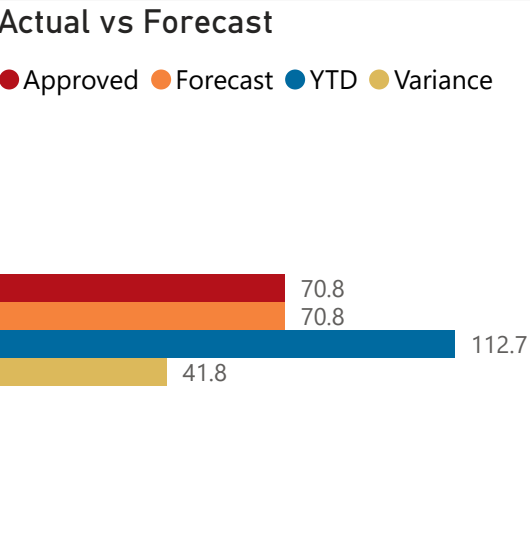
## Receipts

Level 3	Approved	YTD	% YTD
Transfers	102.3	103.9	93.7%
Interest & dividends	6.0	5.4	4.8%
Fin transactions		1.7	1.5%
Total	108.3	110.9	100.0%

# Public Entities Spending

Approved CoE	Approved G&S	Approved transfers
4.2917.5%	66.7111.8%	(Blank)102.4%

- ☐ R billion
- ☒ R million
- ☐ R thousand



## Capital assets

Spending			
Level 3	Approved	YTD	% YTD
⊕ Goods & services	66.7	74.5	66.1%
⊕ CoE	4.2	38.1	33.9%
Total	70.8	112.7	100.0%

Quarter

4

Cluster

All

Department

Government Communication and In...

Entity

Media Development Diversity Agency