

# Overview - Public Entities Quarterly Reporting

Approved receipts

95.3

92.6%

Approved spending

94.9

95.5%

Surplus/(deficit)

0.3

- ☐ R billion
- ☒ R million
- ☐ R thousand

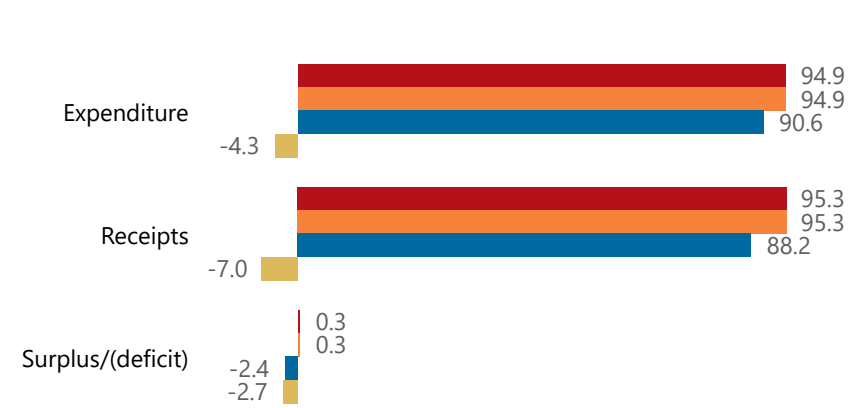


**national treasury**


Department:  
National Treasury  
REPUBLIC OF SOUTH AFRICA

## Consolidation

● Approved ● Forecast ● YTD ● Variance



## Composition of receipts



## Quarter

4

## Cluster

All

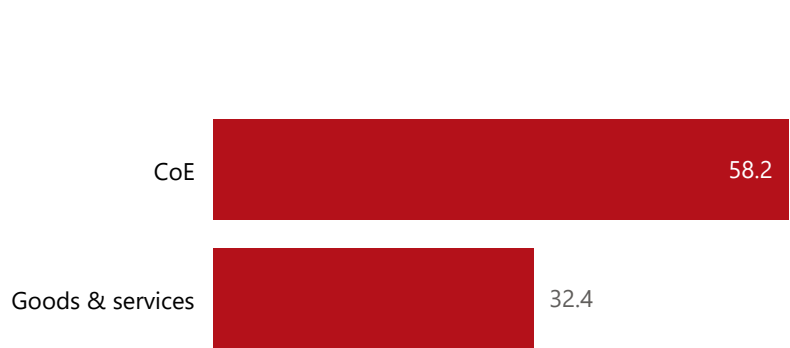
## Department

Employment and Labour

## Entity

National Economic Development an...

## Composition of spending



## Functional grouping



## Spending by PFMA schedule



# Public Entities Receipts

Approved sales of G&S

(Blank)

0.0%

Approved transfers

92.3

93.8%



national treasury

Department:  
National Treasury  
REPUBLIC OF SOUTH AFRICA

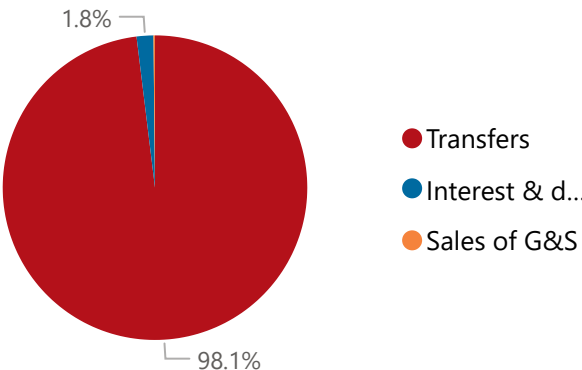
- ☐ R billion
- ☒ R million
- ☐ R thousand

## Actual vs Forecast

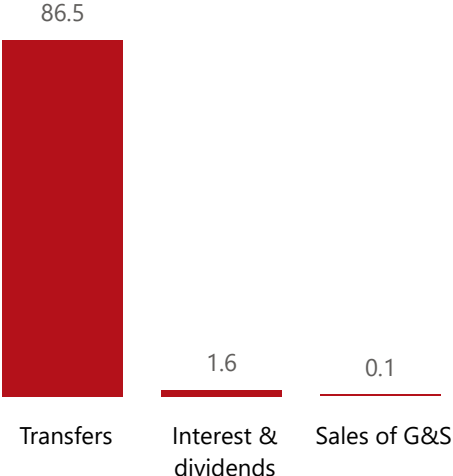
● Approved ● Forecast ● YTD ● Variance



## Composition of receipts



## Top 5 Receipts



## Quarter

4

## Cluster

All

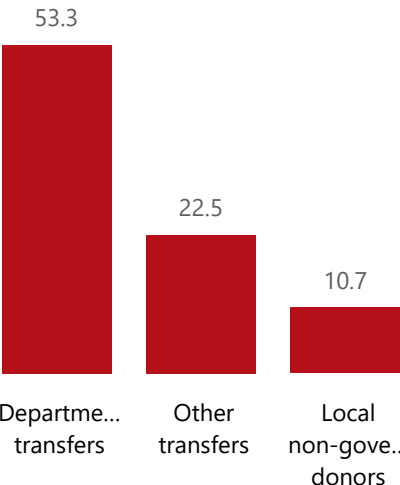
## Department

Employment and Labour

## Entity

National Economic Development an...

## Top 5 Transfers



## Receipts

Level 3	Approved	YTD	% YTD
Transfers	92.3	86.5	98.1%
Interest & dividends	3.0	1.6	1.8%
Sales of G&S		0.1	0.2%
Total	95.3	88.2	100.0%

# Public Entities Spending

Approved CoE

60.2

96.8%

Approved G&S

34.7

93.3%

Approved transfers

(Blank)

92.6%

- ☐ R billion
- ☒ R million
- ☐ R thousand



national treasury

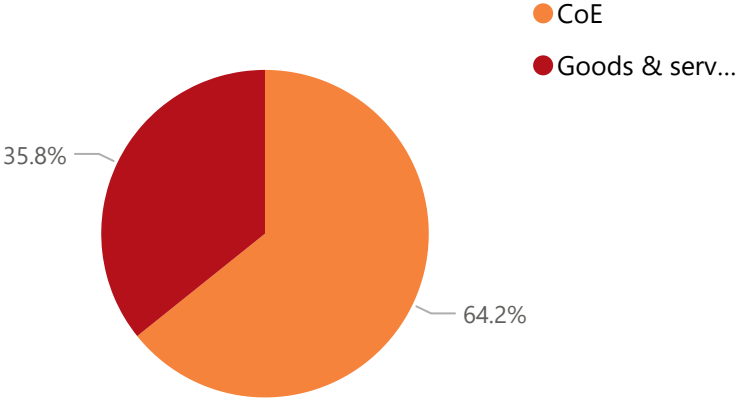
Department:  
National Treasury  
REPUBLIC OF SOUTH AFRICA

## Actual vs Forecast

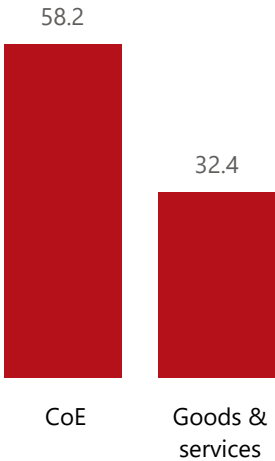
● Approved ● Forecast ● YTD ● Variance



## Composition of spending



## Top 5 Goods & services



## Quarter

4

## Cluster

All

## Department

Employment and Labour

## Entity

National Economic Development an...

## Capital assets

## Spending

Level 3	Approved	YTD	% YTD
⊕ CoE	60.2	58.2	64.2%
⊕ Goods & services	34.7	32.4	35.8%
Total	94.9	90.6	100.0%