

Overview - Public Entities Quarterly Reporting

Approved receipts

992.9

100.7%

Approved spending

992.9

99.6%

Surplus/(deficit)

1.4E-5

- ☐ R billion
- ☒ R million
- ☐ R thousand

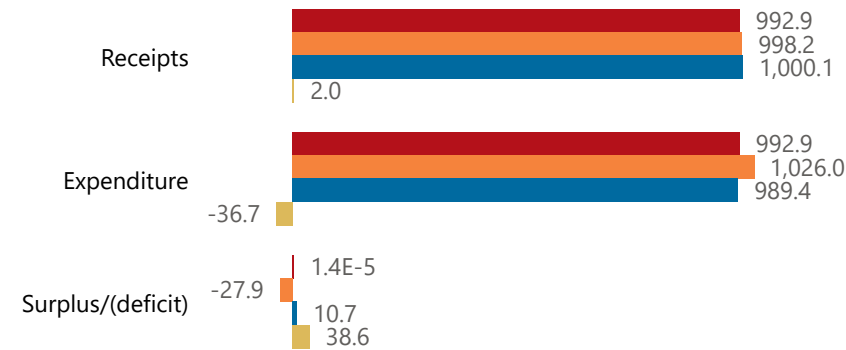


national treasury

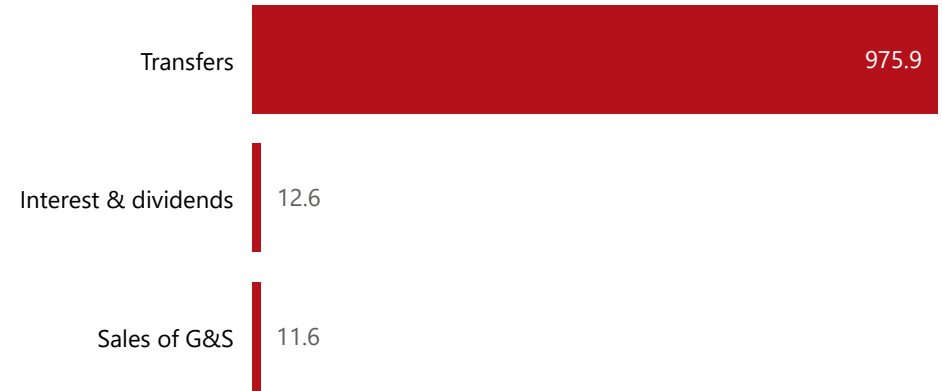
Department:
National Treasury
REPUBLIC OF SOUTH AFRICA

Consolidation

● Approved ● Forecast ● YTD ● Variance



Composition of receipts



Quarter

4

Cluster

All

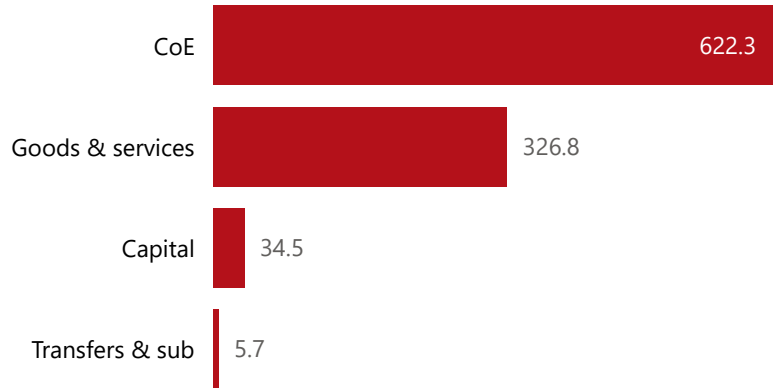
Department

Employment and Labour

Entity

Commission for Conciliation Mediation...

Composition of spending



Functional grouping



Spending by PFMA schedule



Public Entities Receipts

Approved sales of G&S

7.3

158.4%

Approved transfers

975.9

100.0%



national treasury

Department:
National Treasury
REPUBLIC OF SOUTH AFRICA

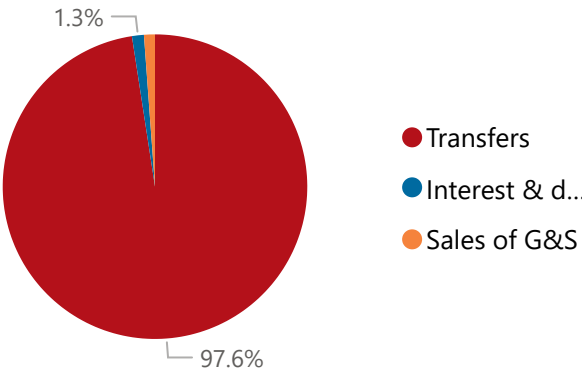
- ☐ R billion
- ☒ R million
- ☐ R thousand

Actual vs Forecast

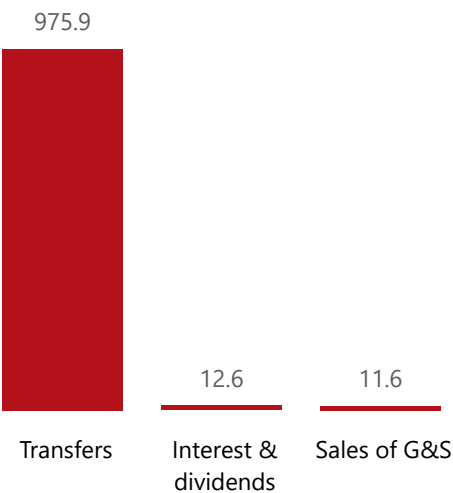
● Approved ● Forecast ● YTD ● Variance



Composition of receipts



Top 5 Receipts



Quarter

4

Cluster

All

Department

Employment and Labour

Entity

Commission for Conciliation Mediation

Top 5 Transfers



Receipts

Level 3	Approved	YTD	% YTD
Transfers	975.9	975.9	97.6%
Interest & dividends	9.8	12.6	1.3%
Sales of G&S	7.3	11.6	1.2%
Total	992.9	1,000.1	100.0%

Public Entities Spending

Approved CoE

606.9

102.5%

Approved G&S

352.5

92.7%

Approved transfers

6.3

100.7%

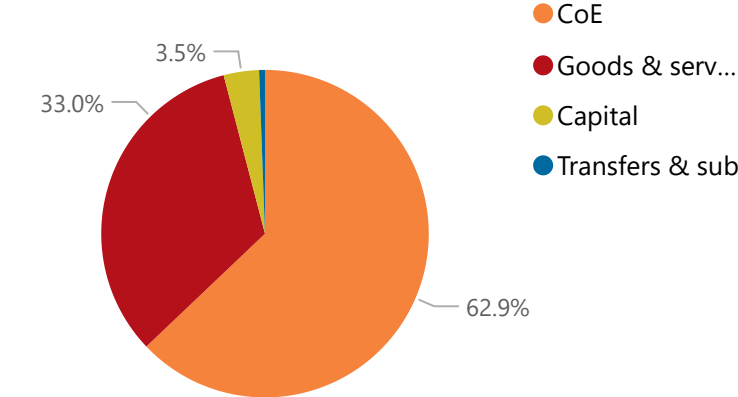
- ☐ R billion
- ☒ R million
- ☐ R thousand

Actual vs Forecast

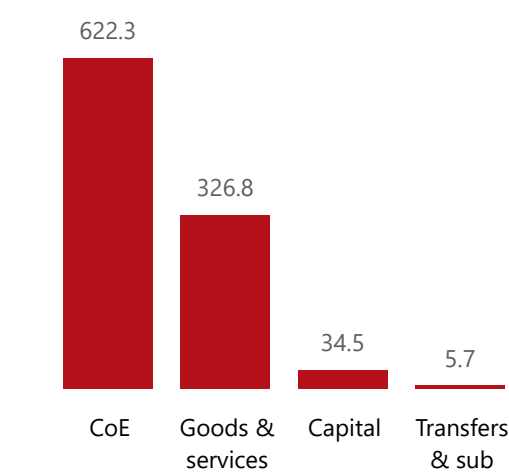
Approved Forecast YTD Variance



Composition of spending



Top 5 Goods & services



Capital assets

YTD Forecast



Spending

Level 3	Approved	YTD	% YTD
CoE	606.9	622.3	62.9%
Goods & services	352.5	326.8	33.0%
Capital	27.2	34.5	3.5%
Transfers & sub	6.3	5.7	0.6%
Total	992.9	989.4	100.0%

Quarter

4

Cluster

All

Department

Employment and Labour

Entity

Commission for Conciliation Mediation...