

Overview - Public Entities Quarterly Reporting

Approved receipts

52,6

100,0%

Approved spending

52,6

891,1%

Surplus/(deficit)

(Blank)

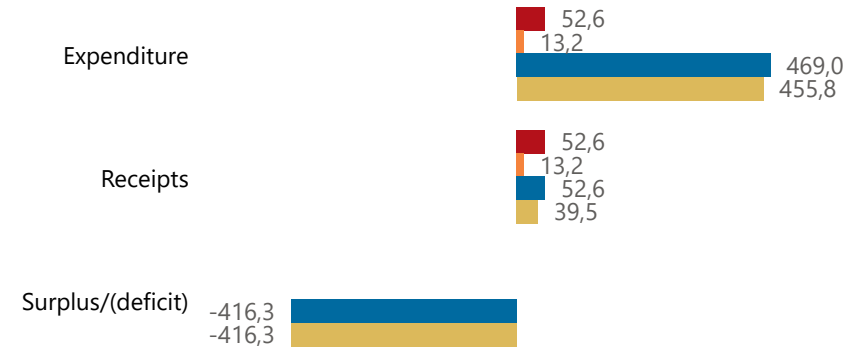
- ☐ R billion
- ☒ R million
- ☐ R thousand



national treasury
Department:
National Treasury
REPUBLIC OF SOUTH AFRICA

Consolidation

● Approved ● Forecast ● YTD ● Variance



Composition of receipts



Composition of spending



Functional grouping



Quarter

4

Cluster

All

Department

Communications and Digital Techno...

Entity

Universal Service and Access Fund

Spending by PFMA schedule



Public Entities Receipts

Approved sales of G&S

(Blank) (Blank)

Approved transfers

52,6 100,0%



national treasury

Department:
National Treasury
REPUBLIC OF SOUTH AFRICA

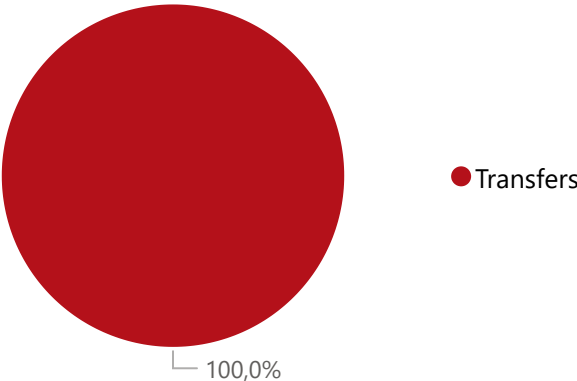
- ☐ R billion
- ☒ R million
- ☐ R thousand

Actual vs Forecast

● Approved ● Forecast ● YTD ● Variance



Composition of receipts



Top 5 Receipts



Quarter

4

Cluster

All

Department

Communications and Digital Techno...

Entity

Universal Service and Access Fund

Top 5 Transfers



Receipts

Level 3	Approved	YTD	% YTD
Transfers	52,6	52,6	100,0%
Total	52,6	52,6	100,0%

Public Entities Spending

Approved CoE

(Blank)

(Blank)

Approved G&S

3,0

194,0%

Approved transfers

49,6

100,0%

- ☐ R billion
- ☒ R million
- ☐ R thousand



national treasury

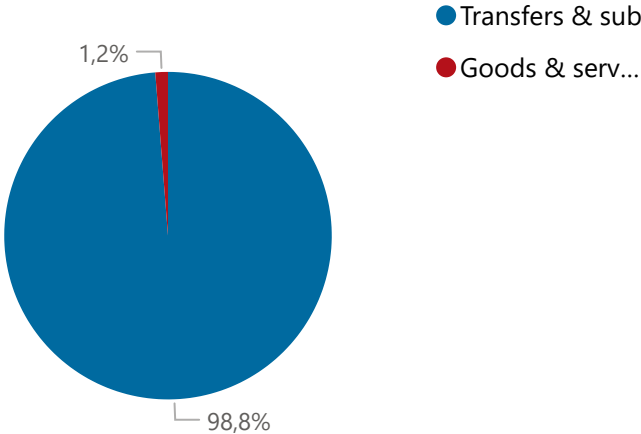
Department:
National Treasury
REPUBLIC OF SOUTH AFRICA

Actual vs Forecast

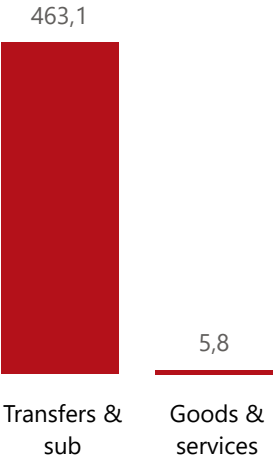
● Approved ● Forecast ● YTD ● Variance



Composition of spending



Top 5 Goods & services



Quarter

4

Cluster

All

Department

Communications and Digital Techno... ▾

Entity

Universal Service and Access Fund ▾

Capital assets

Spending

Level 3	Approved	YTD	% YTD
⊕ Transfers & sub	49,6	463,1	98,8%
⊕ Goods & services	3,0	5,8	1,2%
Total	52,6	469,0	100,0%