

Overview - Public Entities Quarterly Reporting

Approved receipts

1,8

77,6%

Approved spending

0,8

93,9%

Surplus/(deficit)

1,0

- ☒ R billion
- ☐ R million
- ☐ R thousand

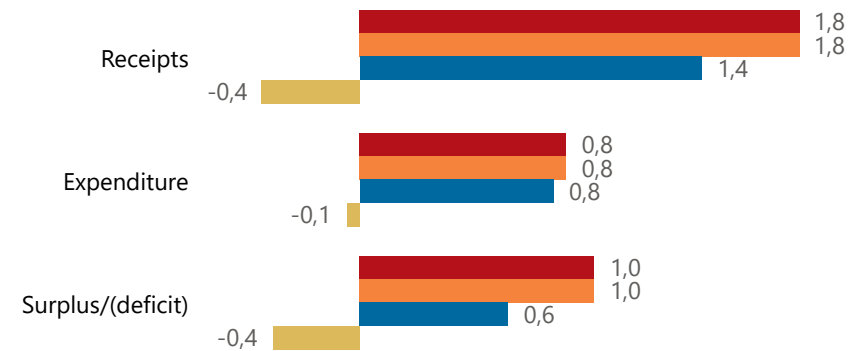


national treasury

Department:
National Treasury
REPUBLIC OF SOUTH AFRICA

Consolidation

● Approved ● Forecast ● YTD ● Variance



Composition of receipts



Composition of spending



Functional grouping



Quarter

4

Cluster

All

Department

Communications and Digital Techno... ▾

Entity

Sentech Limited ▾

Spending by PFMA schedule

3B

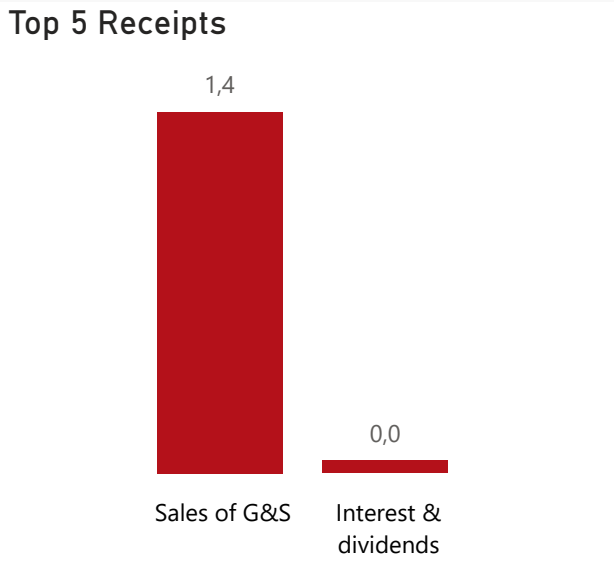
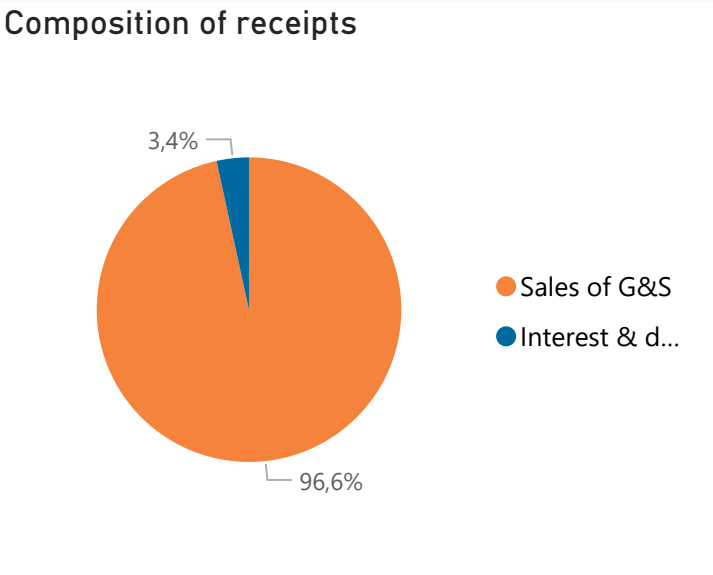
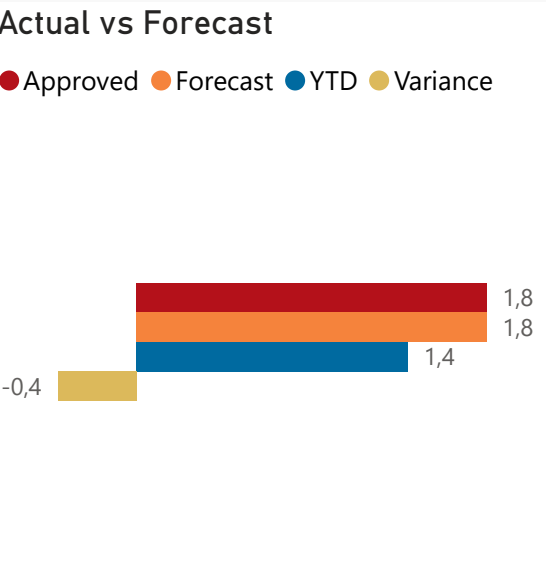
0,8

Public Entities Receipts

Approved sales of G&S
1,8 77,6%

Approved transfers
(Blank) (Blank)

- ☒ R billion
- ☐ R million
- ☐ R thousand



Quarter

4

Cluster

All

Department

Communications and Digital Techno...

Entity

Sentech Limited

Top 5 Transfers

Receipts			
Level 3	Approved	YTD	% YTD
+ Sales of G&S	1,8	1,4	96,6%
+ Interest & dividends	0,1	0,0	3,4%
Total	1,8	1,4	100,0%

Public Entities Spending

Approved CoE

0,5

94,7%

Approved G&S

0,4

92,6%

Approved transfers

(Blank)

77,6%

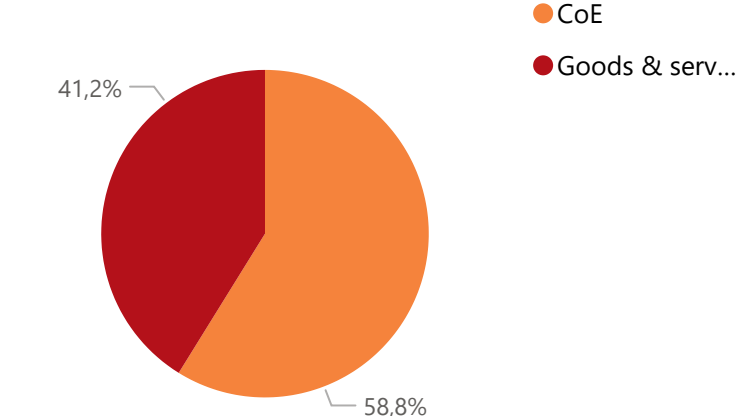
- ☒ R billion
- ☐ R million
- ☐ R thousand

Actual vs Forecast

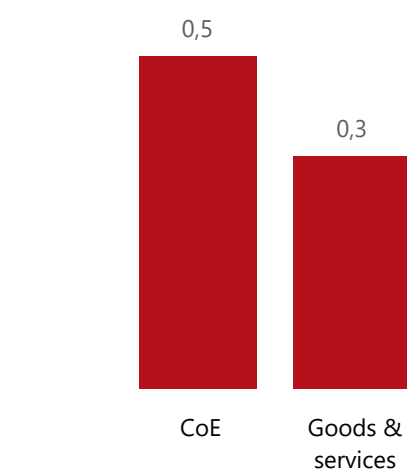
● Approved ● Forecast ● YTD ● Variance



Composition of spending



Top 5 Goods & services



Capital assets

Spending

Level 3	Approved	YTD	% YTD
⊕ CoE	0,5	0,5	58,8%
⊕ Goods & services	0,4	0,3	41,2%
Total	0,8	0,8	100,0%



national treasury

Department:
National Treasury
REPUBLIC OF SOUTH AFRICA

Quarter

4

Cluster

All

Department

Communications and Digital Techno... ▾

Entity

Sentech Limited ▾