

Overview - Public Entities Quarterly Reporting

Approved receipts

98,0

99,6%

Approved spending

94,2

104,8%

Surplus/(deficit)

3,8

- ☐ R billion
- ☒ R million
- ☐ R thousand

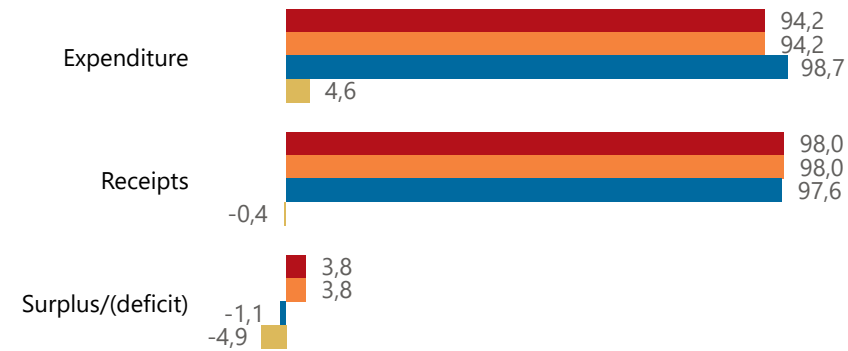


national treasury

Department:
National Treasury
REPUBLIC OF SOUTH AFRICA

Consolidation

● Approved ● Forecast ● YTD ● Variance



Composition of receipts



Quarter

4

Cluster

All

Department

Communications and Digital Techno... ▾

Entity

National Electronic Media Institute o... ▾

Composition of spending



Functional grouping



Spending by PFMA schedule



Public Entities Receipts

Approved sales of G&S

(Blank) (Blank)

Approved transfers

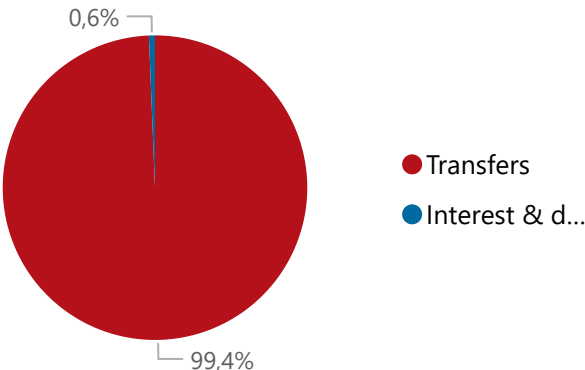
97,0 100,0%

Actual vs Forecast

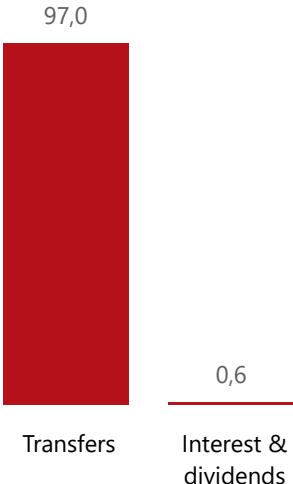
● Approved ● Forecast ● YTD ● Variance



Composition of receipts



Top 5 Receipts



Quarter

4

Cluster

All

Department

Communications and Digital Techno...

Entity

National Electronic Media Institute o...

Top 5 Transfers



Receipts

Level 3	Approved	YTD	% YTD
Transfers	97,0	97,0	99,4%
Interest & dividends	1,0	0,6	0,6%
Total	98,0	97,6	100,0%

Public Entities Spending

Approved CoE

34,5

100,5%

Approved G&S

59,7

107,3%

Approved transfers

(Blank)

99,6%

- ☐ R billion
- ☒ R million
- ☐ R thousand



national treasury

Department:
National Treasury
REPUBLIC OF SOUTH AFRICA

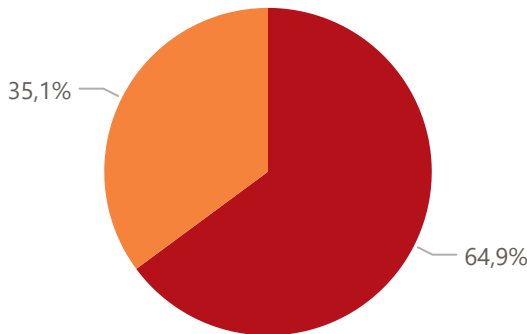
Actual vs Forecast

● Approved ● Forecast ● YTD ● Variance

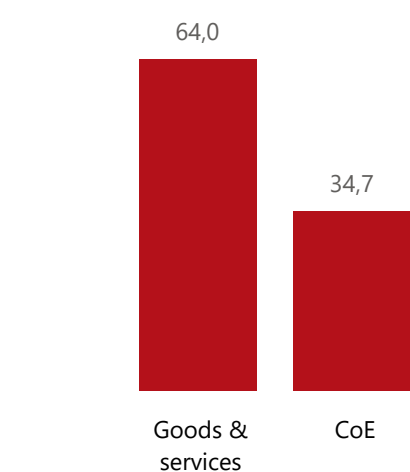


Composition of spending

● Goods & serv... ● CoE



Top 5 Goods & services



Quarter

4

Cluster

All

Department

Communications and Digital Techno... ▾

Entity

National Electronic Media Institute o... ▾

Capital assets

Spending

Level 3	Approved	YTD	% YTD
⊕ Goods & services	59,7	64,0	64,9%
⊕ CoE	34,5	34,7	35,1%
Total	94,2	98,7	100,0%