

# Overview - Public Entities Quarterly Reporting

Approved receipts

208.2

106.0%

Approved spending

213.2

103.0%

Surplus/(deficit)

-5.0

- ☐ R billion
- ☒ R million
- ☐ R thousand

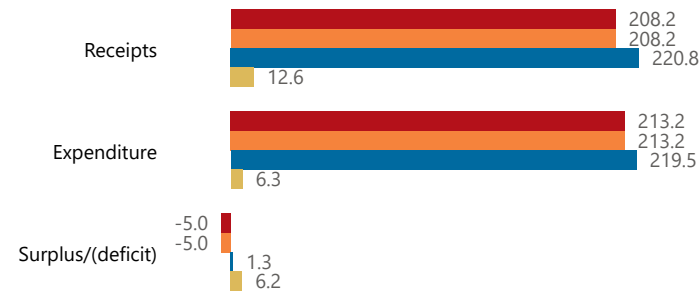


**national treasury**

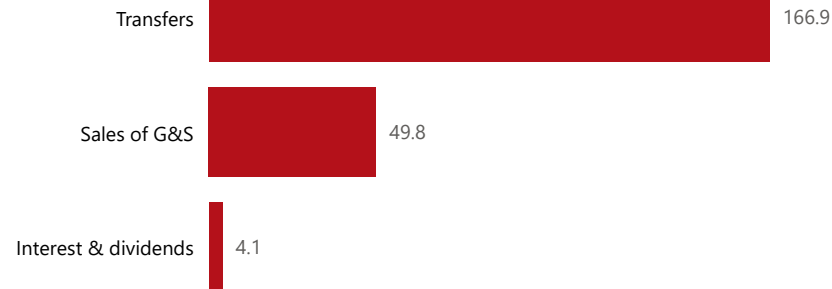
Department:  
National Treasury  
REPUBLIC OF SOUTH AFRICA

## Consolidation

● Approved ● Forecast ● YTD ● Variance



## Composition of receipts



## Quarter

4

## Cluster

All

## Department

Basic Education

## Entity

uMalusi Council for Quality Assuranc...

## Composition of spending



## Functional grouping



## Spending by PFMA schedule



# Public Entities Receipts

Approved sales of G&S

36.7

135.8%

Approved transfers

169.4

98.6%



national treasury

Department:  
National Treasury  
REPUBLIC OF SOUTH AFRICA

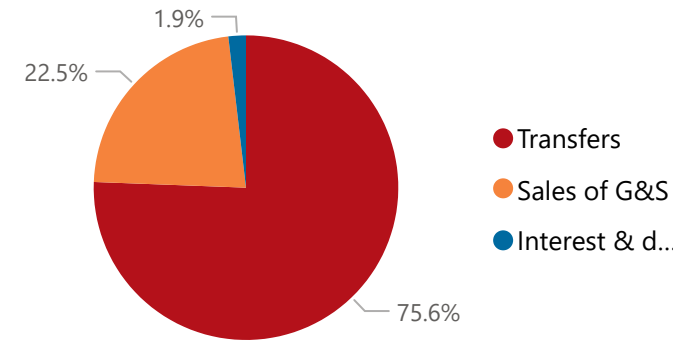
- ☐ R billion
- ☒ R million
- ☐ R thousand

## Actual vs Forecast

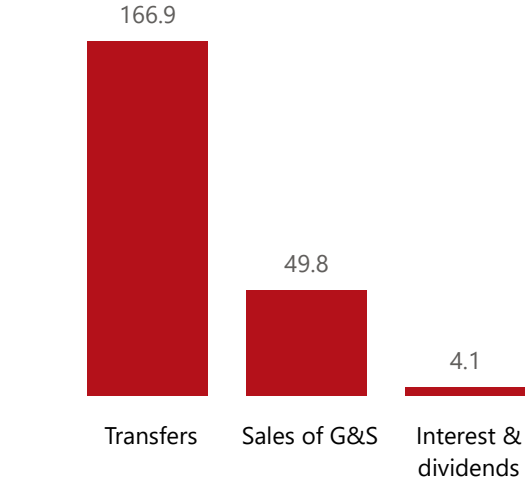
● Approved ● Forecast ● YTD ● Variance



## Composition of receipts



## Top 5 Receipts



## Quarter

4

## Cluster

All


## Department

Basic Education

## Entity

uMalusi Council for Quality Assuranc...

## Top 5 Transfers



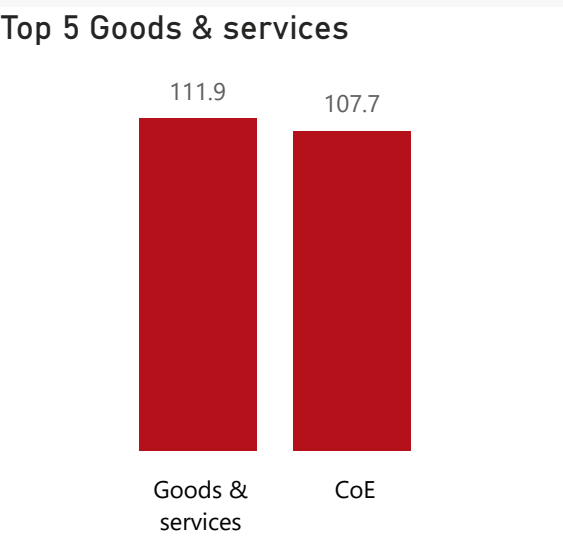
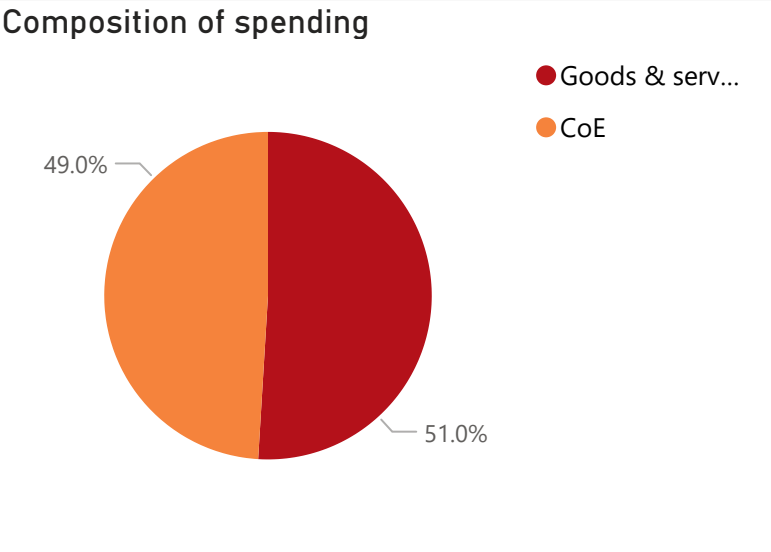
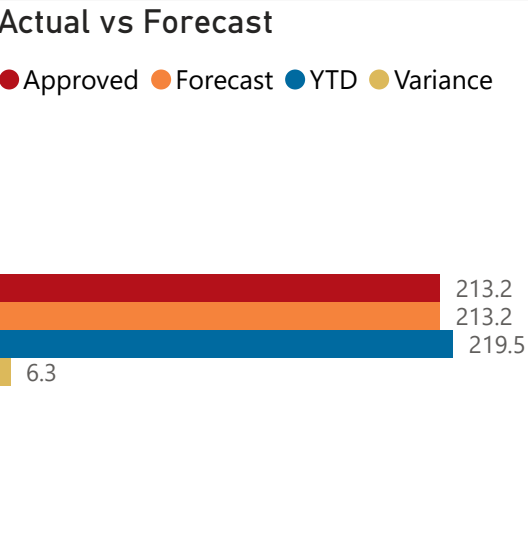
## Receipts

Level 3	Approved	YTD	% YTD
Transfers	169.4	166.9	75.6%
Sales of G&S	36.7	49.8	22.5%
Interest & dividends	2.2	4.1	1.9%
Total	208.2	220.8	100.0%

# Public Entities Spending

Approved CoE	Approved G&S	Approved transfers
105.7101.9%	97.5114.7%	(Blank)106.0%

- ☐ R billion
- ☒ R million
- ☐ R thousand



## Capital assets

Spending			
Level 3	Approved	YTD	% YTD
⊕ Goods & services	97.5	111.9	51.0%
⊕ CoE	105.7	107.7	49.0%
⊕ Capital	10.0		
Total	213.2	219.5	100.0%

Quarter

4

Cluster

All

Department

Basic Education

Entity

uMalusi Council for Quality Assuranc...