

# Overview - Public Entities Quarterly Reporting

Approved receipts

886.0

84.8%

Approved spending

886.0

66.4%

Surplus/(deficit)

(Blank)

- ☐ R billion
- ☒ R million
- ☐ R thousand

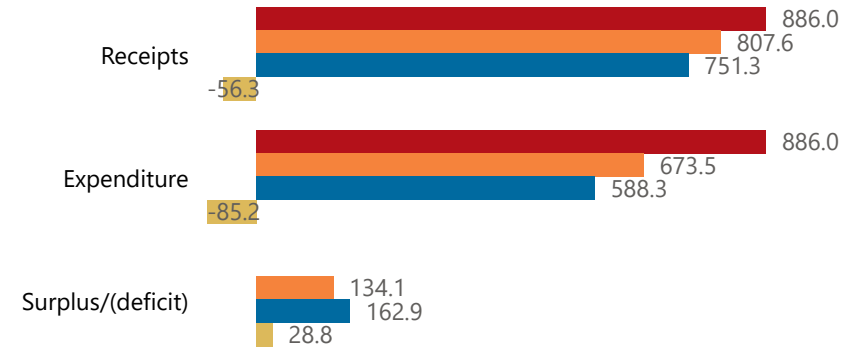


**national treasury**

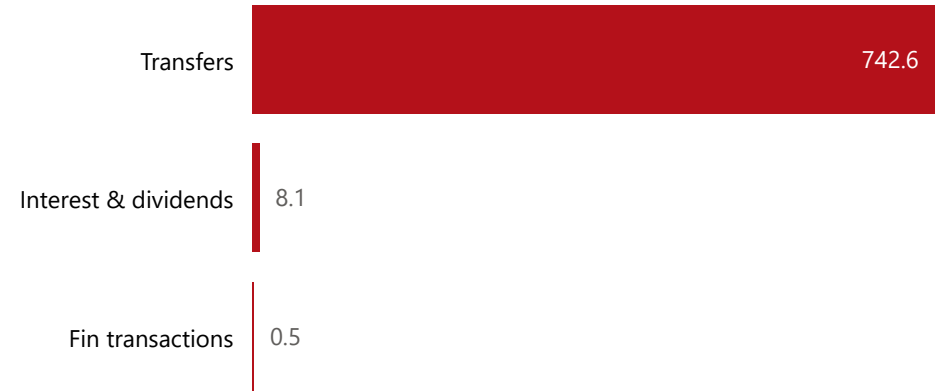
Department:  
National Treasury  
REPUBLIC OF SOUTH AFRICA

## Consolidation

● Approved ● Forecast ● YTD ● Variance



## Composition of receipts



## Quarter

3

## Cluster

All

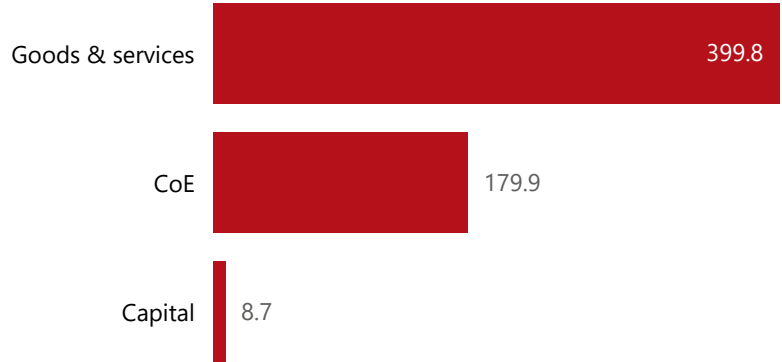
## Department

Women, Youth and Persons with Dis... ▾

## Entity

National Youth Development Agency ▾

## Composition of spending



## Functional grouping



## Spending by PFMA schedule



# Public Entities Receipts

Approved sales of G&S

(Blank)

(Blank)

Approved transfers

858.7

86.5%



national treasury

Department:  
National Treasury  
REPUBLIC OF SOUTH AFRICA

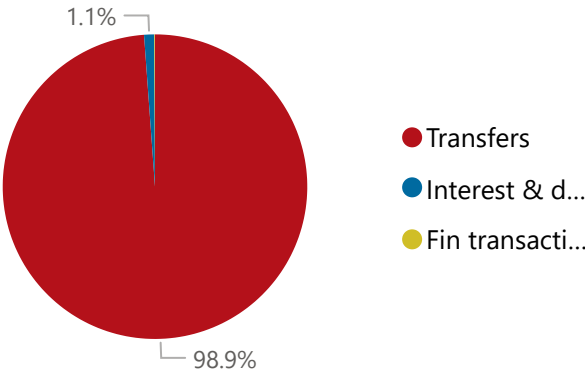
- ☐ R billion
- ☒ R million
- ☐ R thousand

## Actual vs Forecast

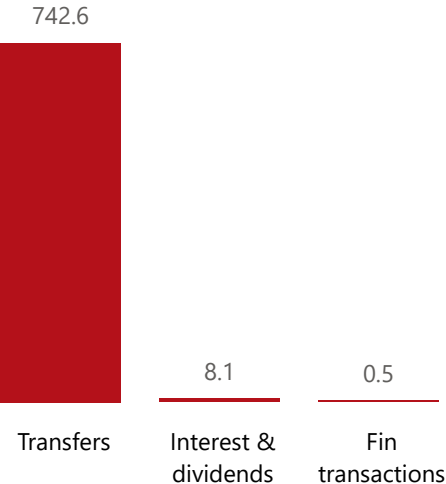
Approved Forecast YTD Variance



## Composition of receipts



## Top receipts items



## Quarter

3

## Cluster

All

## Department

Women, Youth and Persons with Dis...

## Entity

National Youth Development Agency

## Top 5 Transfers



## Receipts

Level 3	Approved	YTD	% YTD
Transfers	858.7	742.6	98.9%
Interest & dividends	11.0	8.1	1.1%
Fin transactions	16.3	0.5	0.1%
Total	886.0	751.3	100.0%

# Public Entities Spending

Approved CoE

239.1

75.2%

Approved G&S

637.5

62.7%

Approved transfers

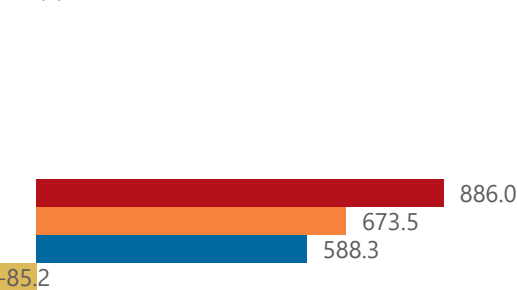
(Blank)

(Blank)

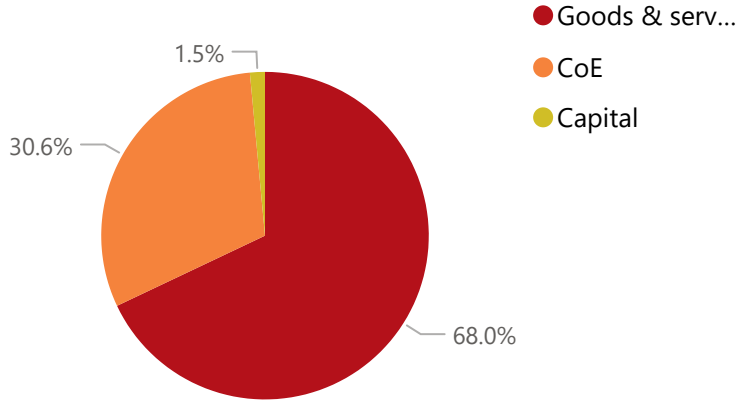
- ☐ R billion
- ☒ R million
- ☐ R thousand

## Actual vs Forecast

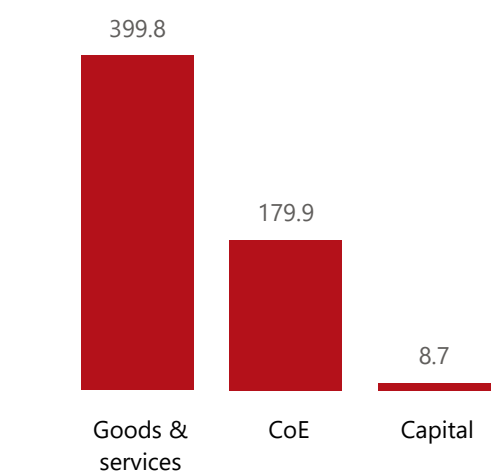
● Approved ● Forecast ● YTD ● Variance



## Composition of spending

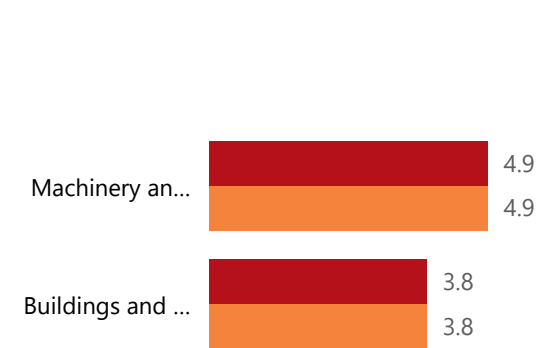


## Top spending items



## Capital assets

● YTD ● Forecast



## Spending

Level 3	Approved	YTD	% YTD
Goods & services	637.5	399.8	68.0%
CoE	239.1	179.9	30.6%
Capital	9.4	8.7	1.5%
Total	886.0	588.3	100.0%

## Quarter

3

## Cluster

All

## Department

Women, Youth and Persons with Dis...

## Entity

National Youth Development Agency