

Overview - Public Entities Quarterly Reporting

Approved receipts

35.9

76.1%

Approved spending

47.3

67.0%

Surplus/(deficit)

-11.4

- ☒ R billion
- ☐ R million
- ☐ R thousand

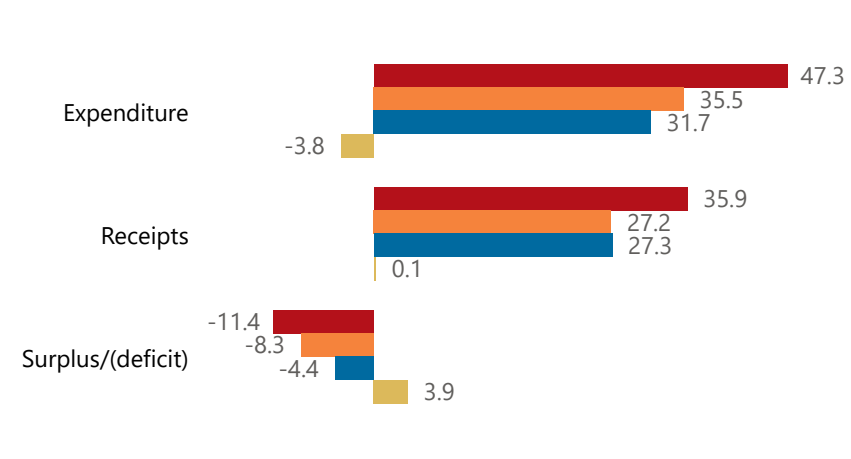


national treasury

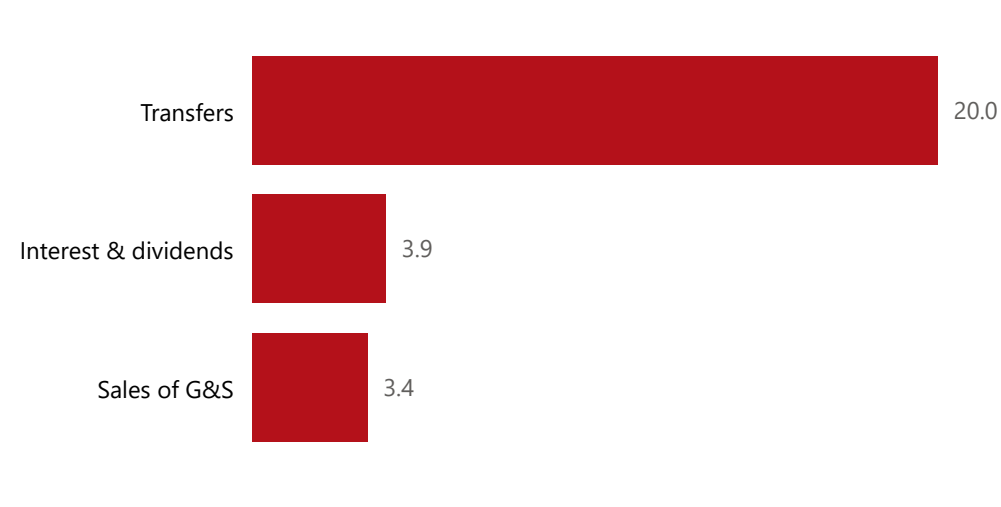
Department:
National Treasury
REPUBLIC OF SOUTH AFRICA

Consolidation

● Approved ● Forecast ● YTD ● Variance



Composition of receipts



Quarter

3

Cluster

All

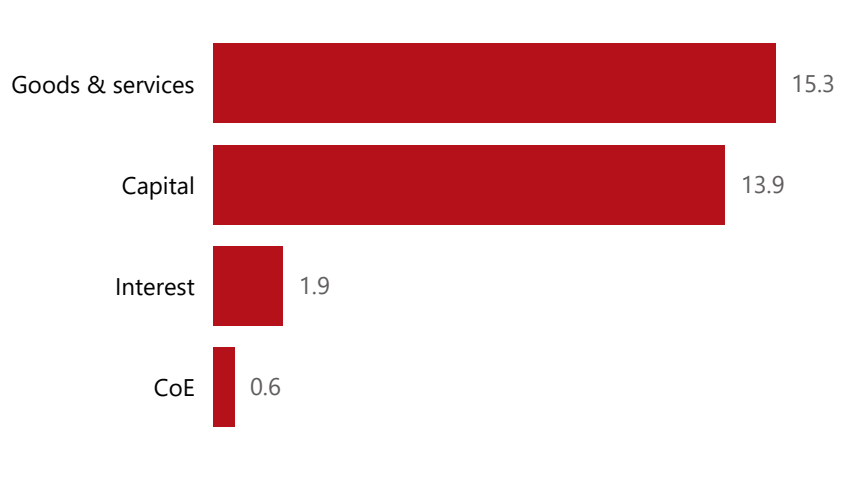
Department

Transport

Entity

SA National Roads Agency


Composition of spending



Functional grouping



Spending by PFMA schedule



Public Entities Receipts

Approved sales of G&S

4.7

71.3%

Approved transfers

26.3

75.9%



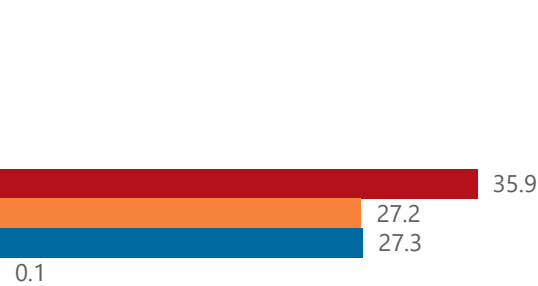
national treasury

Department:
National Treasury
REPUBLIC OF SOUTH AFRICA

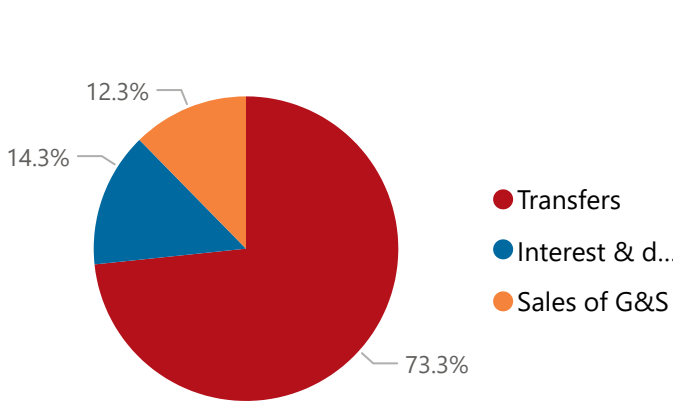
- ☒ R billion
- ☐ R million
- ☐ R thousand

Actual vs Forecast

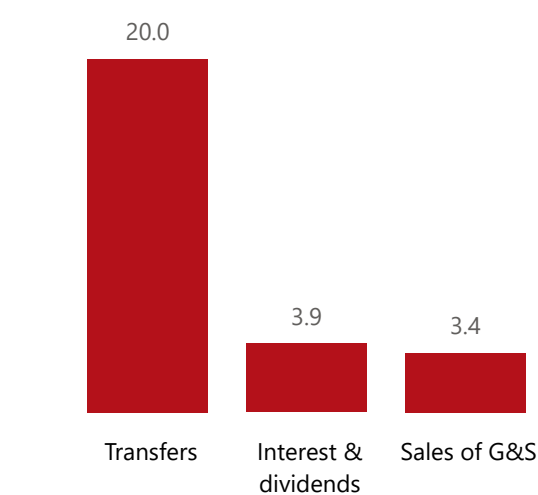
● Approved ● Forecast ● YTD ● Variance



Composition of receipts



Top receipts items



Quarter

3

Cluster

All

Department

Transport

Entity

SA National Roads Agency

Top 5 Transfers



Receipts

Level 3	Approved	YTD	% YTD
Transfers	26.3	20.0	73.3%
Interest & dividends	4.8	3.9	14.3%
Sales of G&S	4.7	3.4	12.3%
Total	35.9	27.3	100.0%

Public Entities Spending

Approved CoE

0.8

68.0%

Approved G&S

21.2

72.2%

Approved transfers

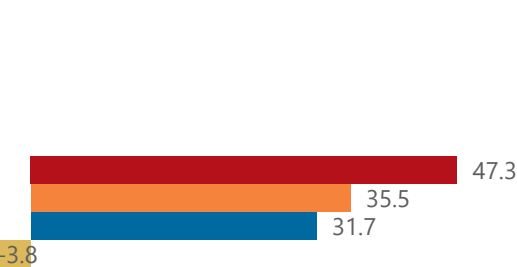
(Blank)

(Blank)

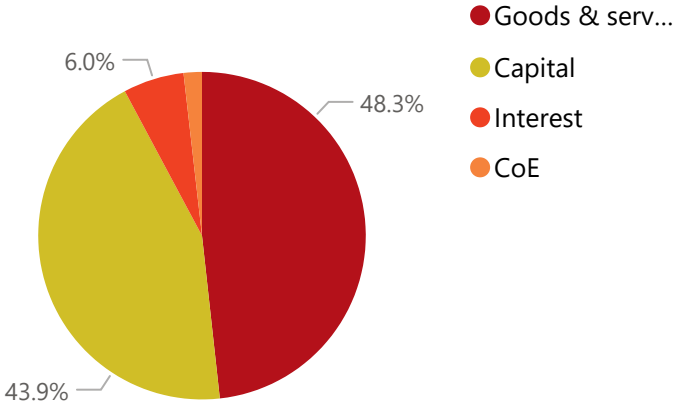
- ☒ R billion
- ☐ R million
- ☐ R thousand

Actual vs Forecast

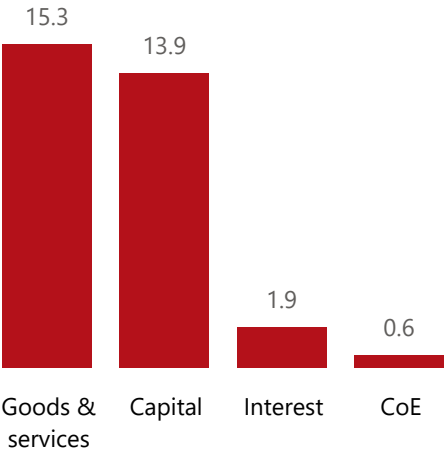
● Approved ● Forecast ● YTD ● Variance



Composition of spending

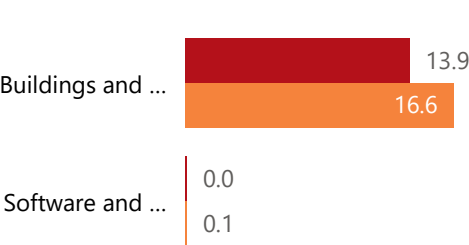


Top spending items



Capital assets

● YTD ● Forecast



Spending

Level 3	Approved	YTD	% YTD
⊕ Goods & services	21.2	15.3	48.3%
⊕ Capital	22.5	13.9	43.9%
⊕ Interest	2.8	1.9	6.0%
⊕ CoE	0.8	0.6	1.8%
Total	47.3	31.7	100.0%

Quarter

3

Cluster

All

Department

Transport

Entity

SA National Roads Agency