

Overview - Public Entities Quarterly Reporting

Approved receipts

481.2

78.4%

Approved spending

497.3

58.1%

Surplus/(deficit)

-16.1

- ☐ R billion
- ☒ R million
- ☐ R thousand

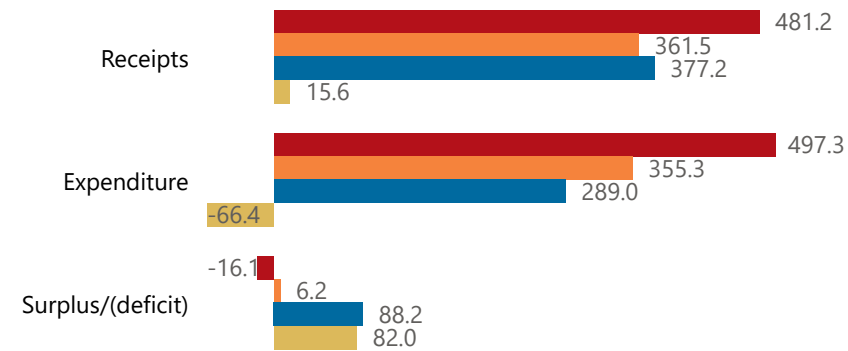


national treasury


Department:
National Treasury
REPUBLIC OF SOUTH AFRICA

Consolidation

● Approved ● Forecast ● YTD ● Variance



Composition of receipts



Quarter

3

Cluster

All

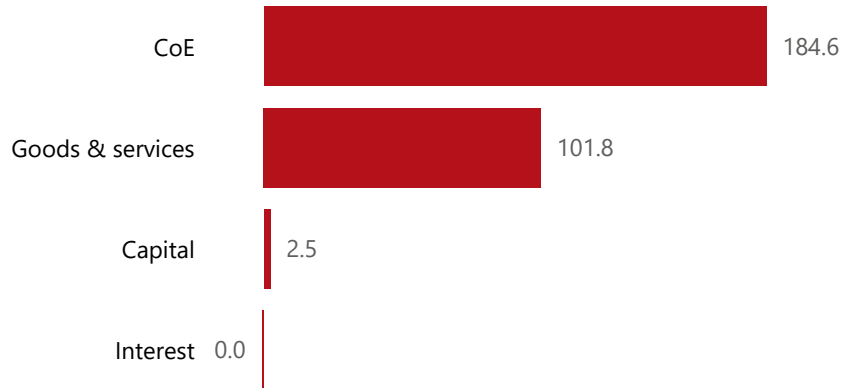
Department

Transport

Entity

South African Maritime Safety Autho... ▾

Composition of spending



Functional grouping



Spending by PFMA schedule



Public Entities Receipts

Approved sales of G&S

461.6

76.0%

Approved transfers

18.1

75.0%



national treasury

Department:
National Treasury
REPUBLIC OF SOUTH AFRICA

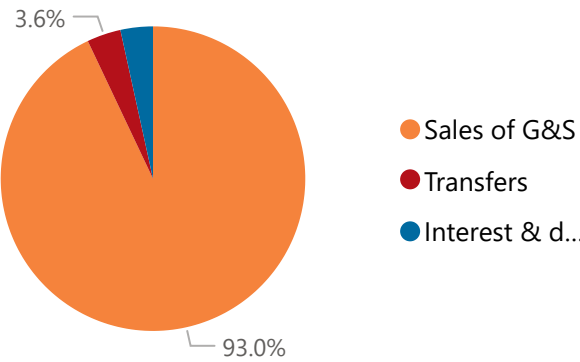
- ☐ R billion
- ☒ R million
- ☐ R thousand

Actual vs Forecast

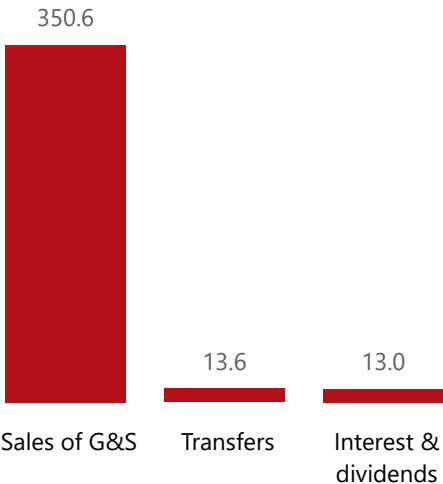
● Approved ● Forecast ● YTD ● Variance



Composition of receipts



Top receipts items



Quarter

3

Cluster

All

Department

Transport

Entity

South African Maritime Safety Autho...

Top 5 Transfers



Departme... transfers

Receipts

Level 3	Approved	YTD	% YTD
+ Sales of G&S	461.6	350.6	93.0%
+ Transfers	18.1	13.6	3.6%
+ Interest & dividends	1.5	13.0	3.4%
Total	481.2	377.2	100.0%

Public Entities Spending

Approved CoE

294.3

62.7%

Approved G&S

162.7

62.6%

Approved transfers

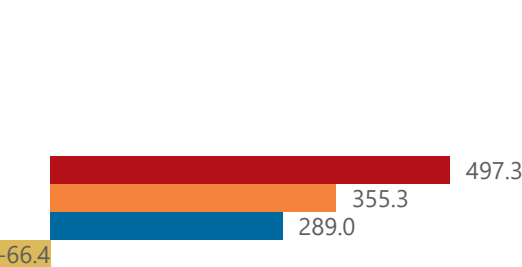
(Blank)

(Blank)

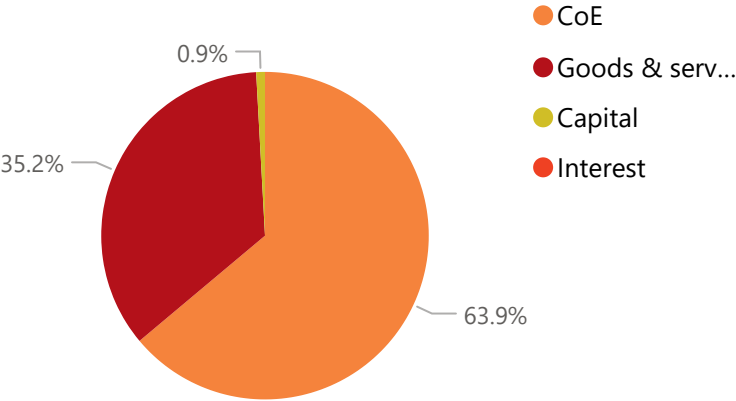
- ☐ R billion
- ☒ R million
- ☐ R thousand

Actual vs Forecast

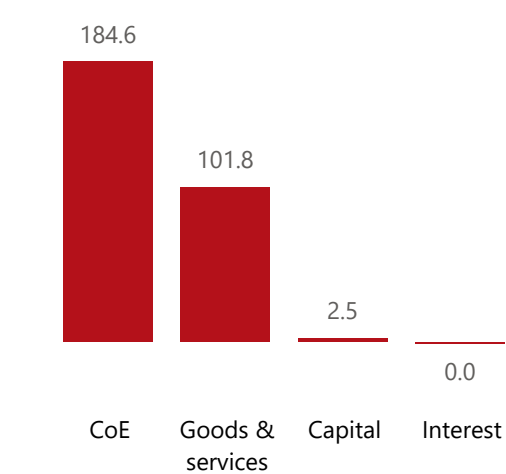
● Approved ● Forecast ● YTD ● Variance



Composition of spending

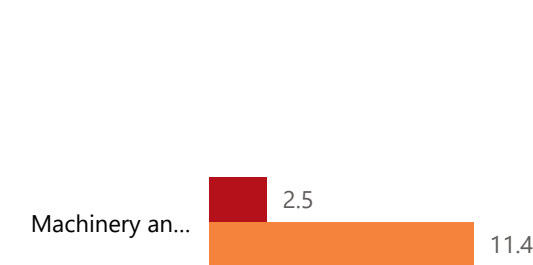


Top spending items



Capital assets

● YTD ● Forecast



Spending

Level 3	Approved	YTD	% YTD
⊕ CoE	294.3	184.6	63.9%
⊕ Goods & services	162.7	101.8	35.2%
⊕ Capital	40.2	2.5	0.9%
⊕ Interest		0.0	0.0%
Total	497.3	289.0	100.0%

Quarter

3

Cluster

All

Department

Transport

Entity

South African Maritime Safety Autho... ▾