

# Overview - Public Entities Quarterly Reporting

Approved receipts

281.0

95.2%

Approved spending

318.9

68.6%

Surplus/(deficit)

-38.0

- ☐ R billion
- ☒ R million
- ☐ R thousand

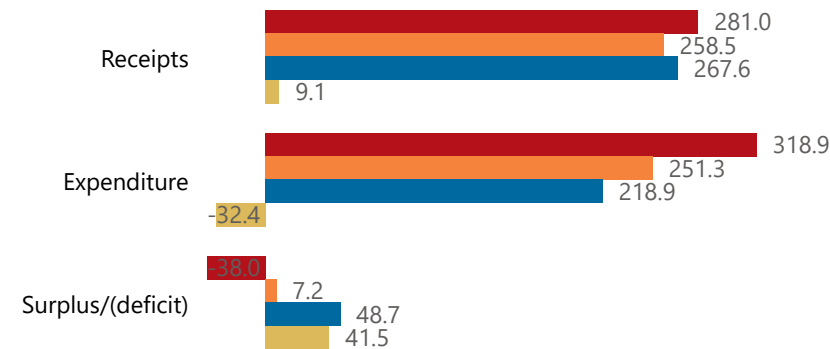


**national treasury**

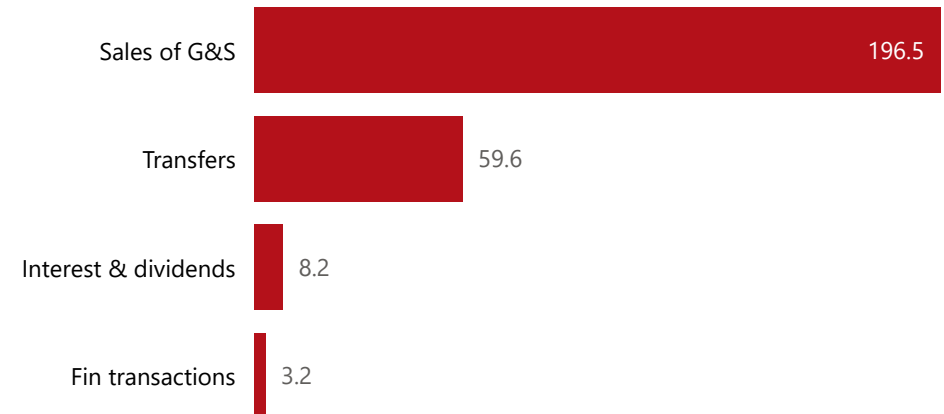
Department:  
National Treasury  
REPUBLIC OF SOUTH AFRICA

## Consolidation

● Approved ● Forecast ● YTD ● Variance



## Composition of receipts



## Quarter

3

## Cluster

All

## Department

Transport

## Entity

Railway Safety Regulator

## Composition of spending



## Functional grouping



## Spending by PFMA schedule



# Public Entities Receipts

Approved sales of G&S

197.2 99.7%

Approved transfers

79.5 75.0%



national treasury

Department:  
National Treasury  
REPUBLIC OF SOUTH AFRICA

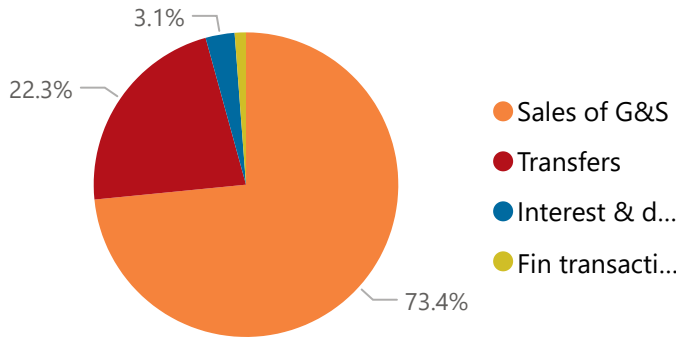
- ☐ R billion
- ☒ R million
- ☐ R thousand

## Actual vs Forecast

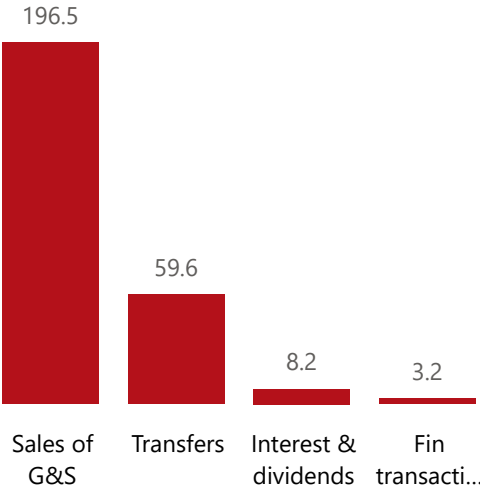
● Approved ● Forecast ● YTD ● Variance



## Composition of receipts



## Top receipts items



## Quarter

3

## Cluster

All

## Department

Transport

## Entity

Railway Safety Regulator

## Top 5 Transfers



Departme...  
agencies  
and  
accounts

## Receipts

Level 3	Approved	YTD	% YTD
+ Sales of G&S	197.2	196.5	73.4%
+ Transfers	79.5	59.6	22.3%
+ Interest & dividends	4.3	8.2	3.1%
+ Fin transactions		3.2	1.2%
Total	281.0	267.6	100.0%

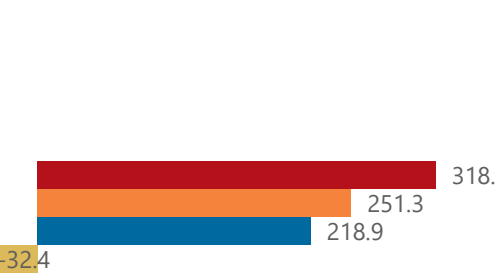
# Public Entities Spending

Approved CoE	Approved G&S	Approved transfers
180.077.1%	138.957.6%	(Blank)(Blank)

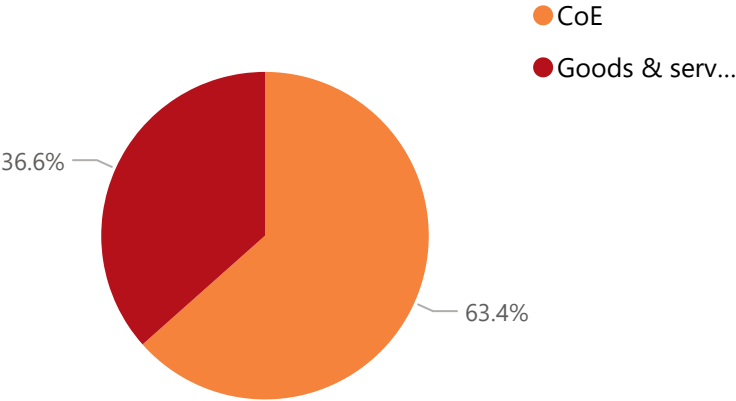
- ☐ R billion
- ☒ R million
- ☐ R thousand

## Actual vs Forecast

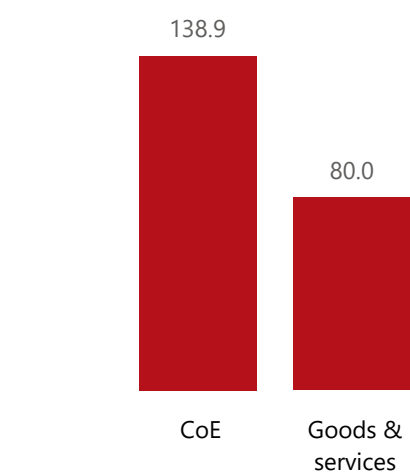
● Approved ● Forecast ● YTD ● Variance



## Composition of spending



## Top spending items



## Capital assets

## Spending

Level 3	Approved	YTD	% YTD
CoE	180.0	138.9	63.4%
Goods & services	138.9	80.0	36.6%
Total	318.9	218.9	100.0%



national treasury  
Department:  
National Treasury  
REPUBLIC OF SOUTH AFRICA

## Quarter

3

## Cluster

All

## Department

Transport

## Entity

Railway Safety Regulator