

Overview - Public Entities Quarterly Reporting

Approved receipts

10.7

72.2%

Approved spending

22.9

103.7%

Surplus/(deficit)

-12.2

- ☒ R billion
- ☐ R million
- ☐ R thousand

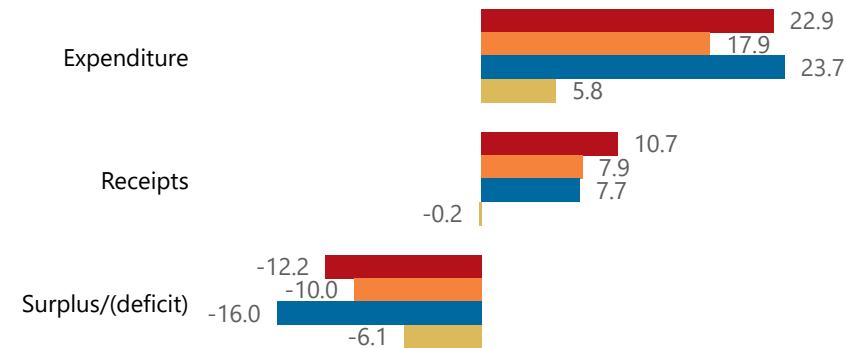


national treasury

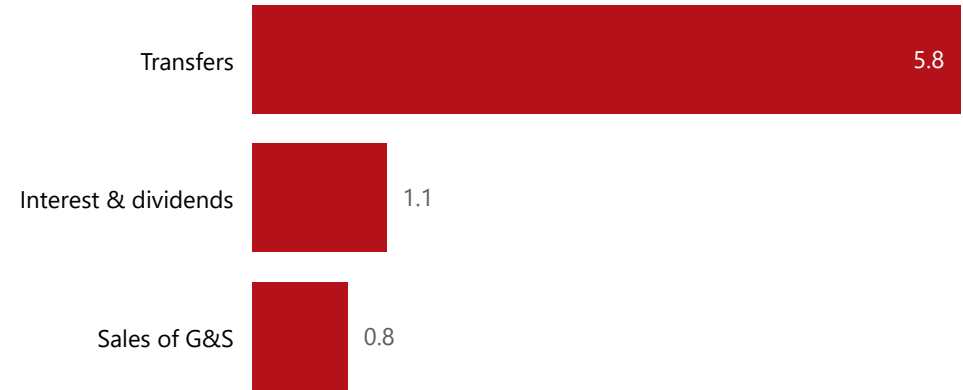
Department:
National Treasury
REPUBLIC OF SOUTH AFRICA

Consolidation

● Approved ● Forecast ● YTD ● Variance



Composition of receipts



Quarter

3

Cluster

All

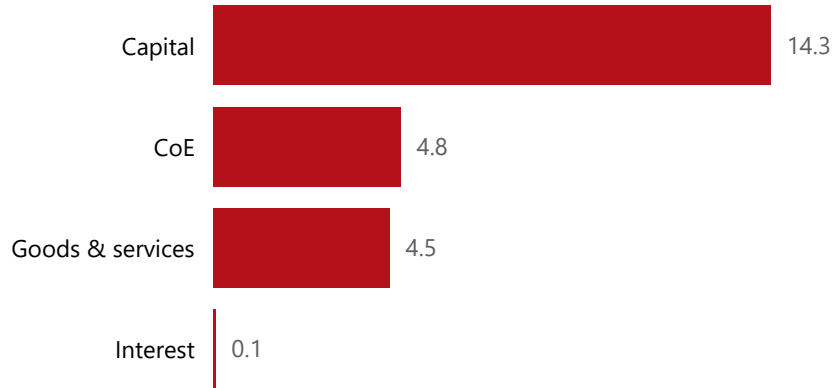
Department

Transport

Entity

Passenger Rail Agency of South Africa

Composition of spending



Functional grouping



Spending by PFMA schedule



Public Entities Receipts

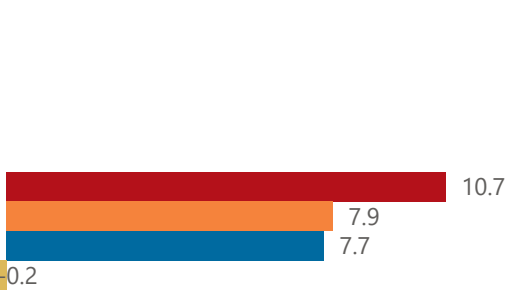
Approved sales of G&S
1.2 65.1%

Approved transfers
7.8 74.8%

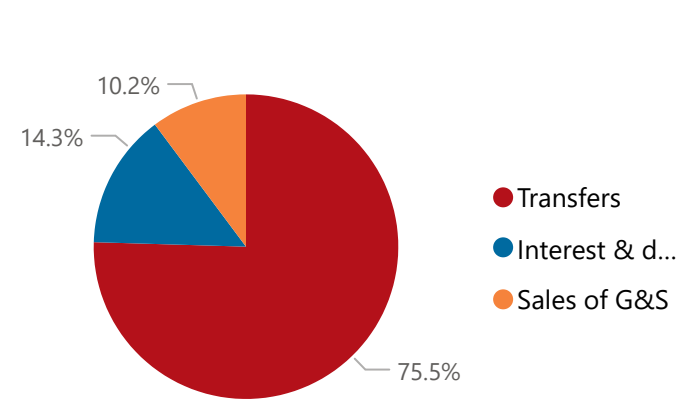
- ☒ R billion
- ☐ R million
- ☐ R thousand

Actual vs Forecast

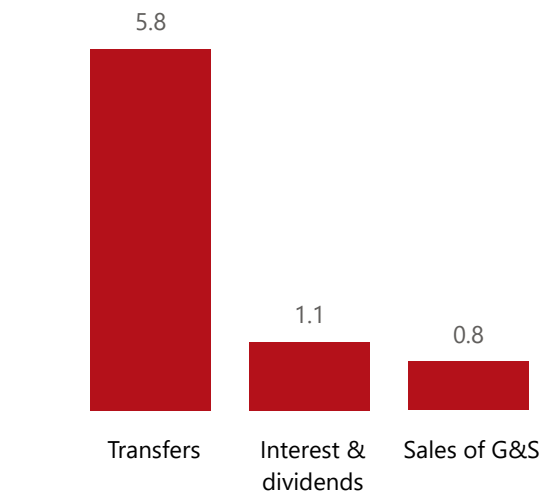
Approved Forecast YTD Variance



Composition of receipts



Top receipts items



Quarter

3

Cluster

All


Department

Transport

Entity

Passenger Rail Agency of South Africa

Top 5 Transfers



Receipts

Level 3	Approved	YTD	% YTD
Transfers	7.8	5.8	75.5%
Interest & dividends	1.7	1.1	14.3%
Sales of G&S	1.2	0.8	10.2%
Total	10.7	7.7	100.0%

Public Entities Spending

Approved CoE

4.6

104.7%

Approved G&S

6.7

67.7%

Approved transfers

(Blank)

(Blank)

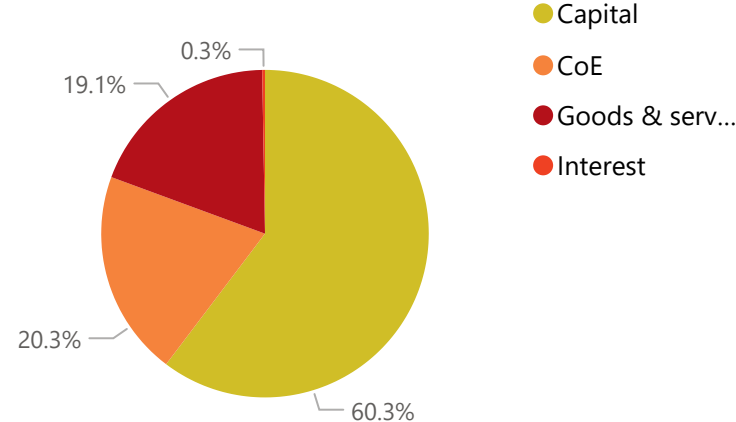
- ☒ R billion
- ☐ R million
- ☐ R thousand

Actual vs Forecast

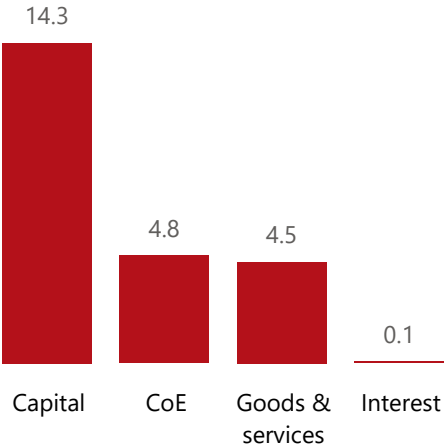
Approved Forecast YTD Variance



Composition of spending

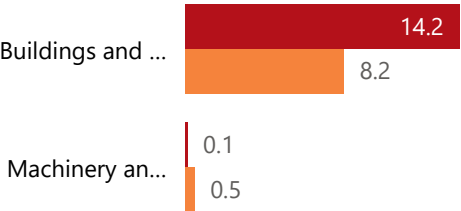


Top spending items



Capital assets

YTD Forecast



Spending

Level 3	Approved	YTD	% YTD
Capital	11.6	14.3	60.3%
CoE	4.6	4.8	20.3%
Goods & services	6.7	4.5	19.1%
Interest		0.1	0.3%
Total	22.9	23.7	100.0%

Quarter

3

Cluster

All

Department

Transport

Entity

Passenger Rail Agency of South Africa