

Overview - Public Entities Quarterly Reporting

Approved receipts

391.3

80.2%

Approved spending

425.8

64.8%

Surplus/(deficit)

-34.5

- ☐ R billion
- ☒ R million
- ☐ R thousand

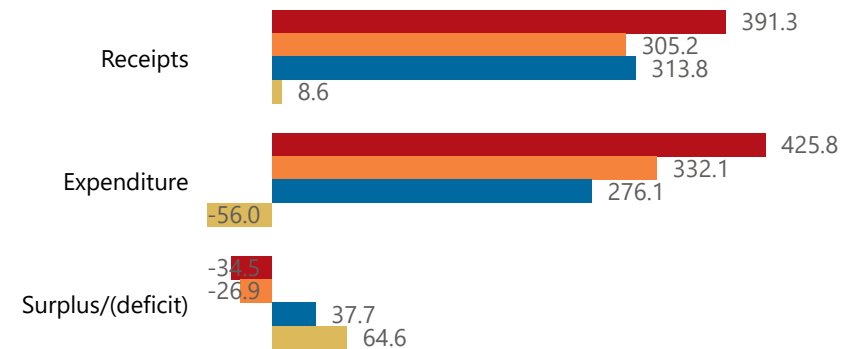


national treasury

Department:
National Treasury
REPUBLIC OF SOUTH AFRICA

Consolidation

● Approved ● Forecast ● YTD ● Variance



Composition of receipts



Quarter

3

Cluster

All

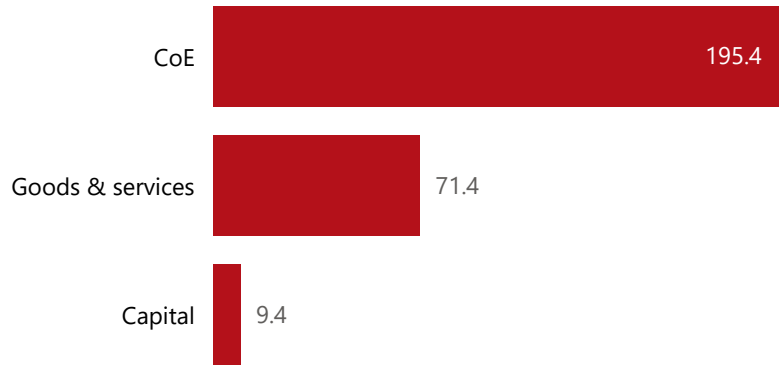
Department

Transport

Entity

Cross-Border Road Transport Agency

Composition of spending



Functional grouping



Spending by PFMA schedule



Public Entities Receipts

Approved sales of G&S

377.9

78.9%

Approved transfers

(Blank)

(Blank)



national treasury

Department:
National Treasury
REPUBLIC OF SOUTH AFRICA

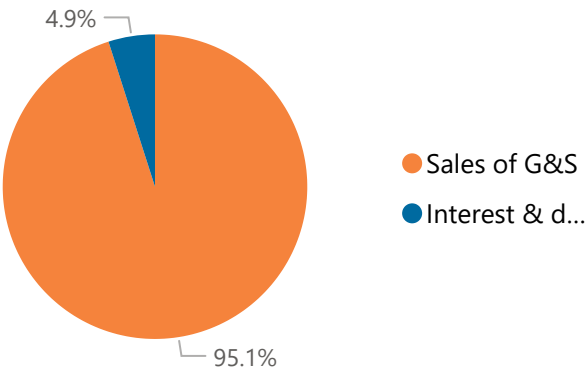
- ☐ R billion
- ☒ R million
- ☐ R thousand

Actual vs Forecast

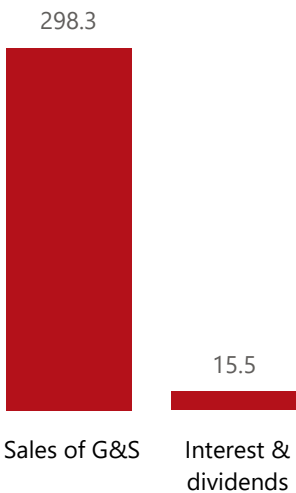
● Approved ● Forecast ● YTD ● Variance



Composition of receipts



Top receipts items



Quarter

3

Cluster

All

Department

Transport

Entity

Cross-Border Road Transport Agency

Top 5 Transfers

Receipts

Level 3	Approved	YTD	% YTD
+ Sales of G&S	377.9	298.3	95.1%
+ Interest & dividends	13.4	15.5	4.9%
Total	391.3	313.8	100.0%

Public Entities Spending

Approved CoE

274.4

71.2%

Approved G&S

100.1

71.3%

Approved transfers

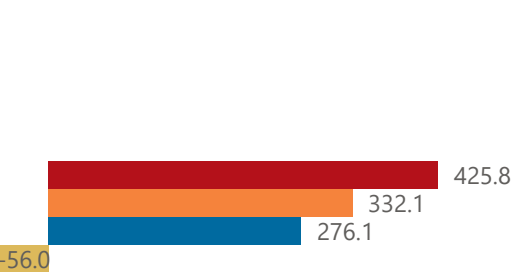
(Blank)

(Blank)

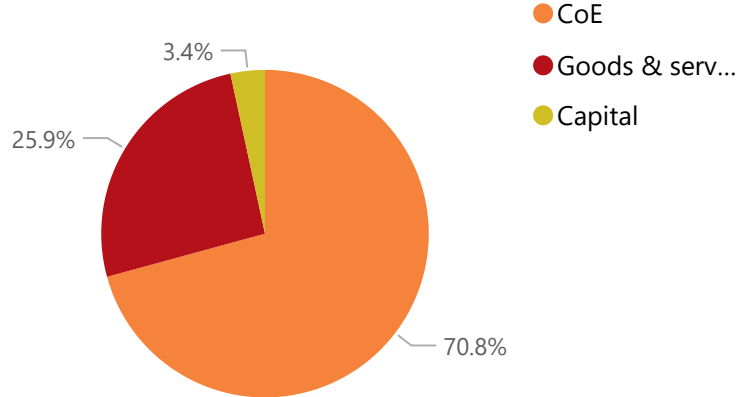
- ☐ R billion
- ☒ R million
- ☐ R thousand

Actual vs Forecast

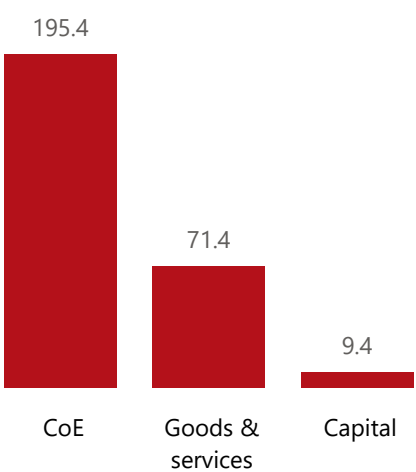
● Approved ● Forecast ● YTD ● Variance



Composition of spending



Top spending items



Quarter

3

Cluster

All

Department

Transport

Entity

Cross-Border Road Transport Agency

Capital assets

● YTD ● Forecast



Spending

Level 3	Approved	YTD	% YTD
CoE	274.4	195.4	70.8%
Goods & services	100.1	71.4	25.9%
Capital	51.3	9.4	3.4%
Total	425.8	276.1	100.0%