

Overview - Public Entities Quarterly Reporting

Approved receipts

7,687.6

76.6%

Approved spending

5,811.9

70.7%

Surplus/(deficit)

1,875.8

- ☐ R billion
- ☒ R million
- ☐ R thousand

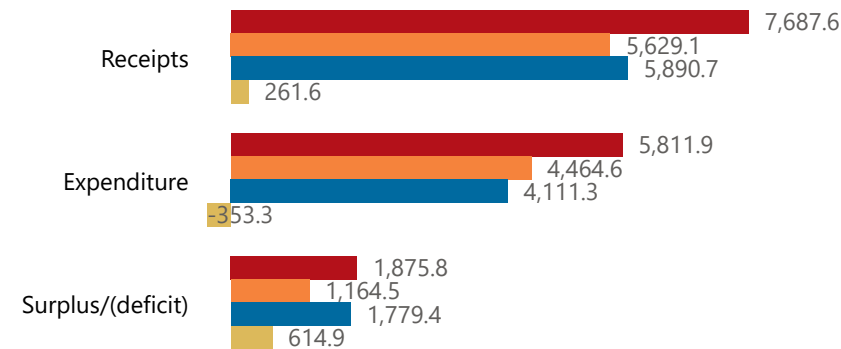


national treasury

Department:
National Treasury
REPUBLIC OF SOUTH AFRICA

Consolidation

● Approved ● Forecast ● YTD ● Variance



Composition of receipts



Quarter

3

Cluster

All

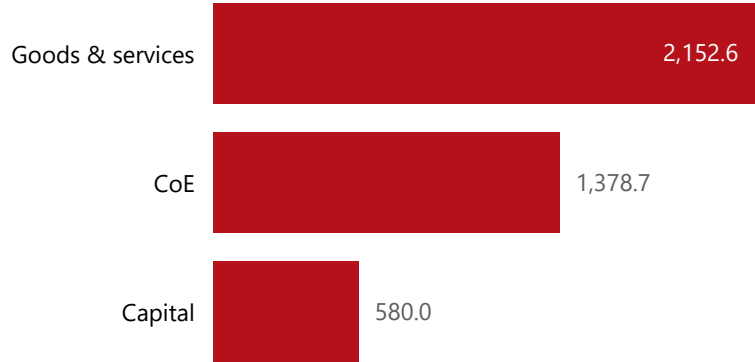
Department

Transport

Entity

Airports Company South Africa

Composition of spending



Functional grouping



Spending by PFMA schedule

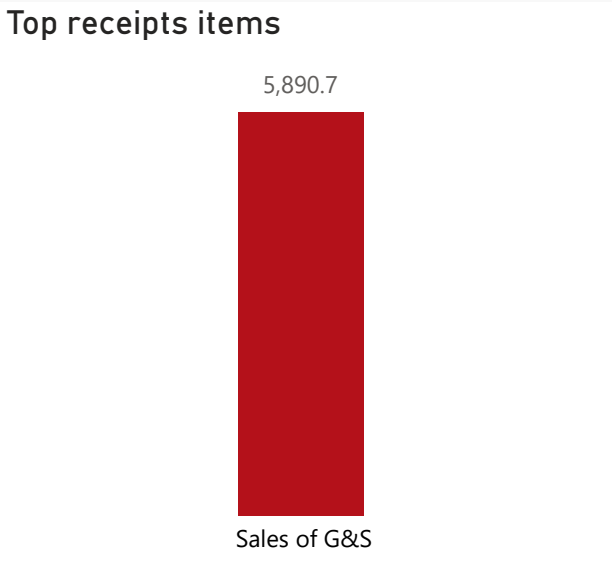
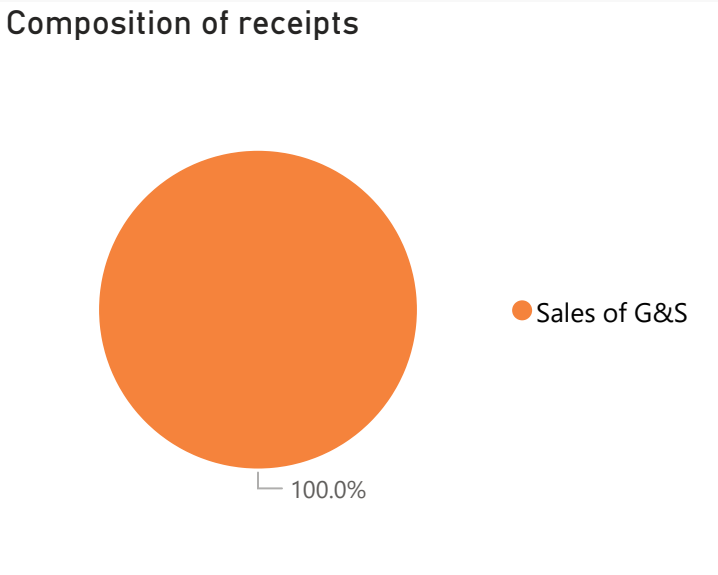
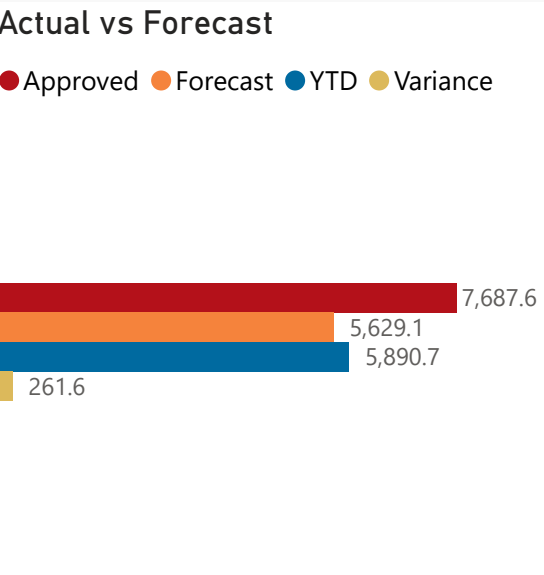


Public Entities Receipts

Approved sales of G&S
7,687.6 76.6%

Approved transfers
(Blank) (Blank)

- ☐ R billion
- ☒ R million
- ☐ R thousand



Quarter

3

Cluster

All

Department

Transport

Entity

Airports Company South Africa

Top 5 Transfers

Receipts			
Level 3	Approved	YTD	% YTD
⊕ Sales of G&S	7,687.6	5,890.7	100.0%
Total	7,687.6	5,890.7	100.0%

Public Entities Spending

Approved CoE

1,880.3 73.3%

Approved G&S

3,177.7 67.7%

Approved transfers

(Blank) (Blank)

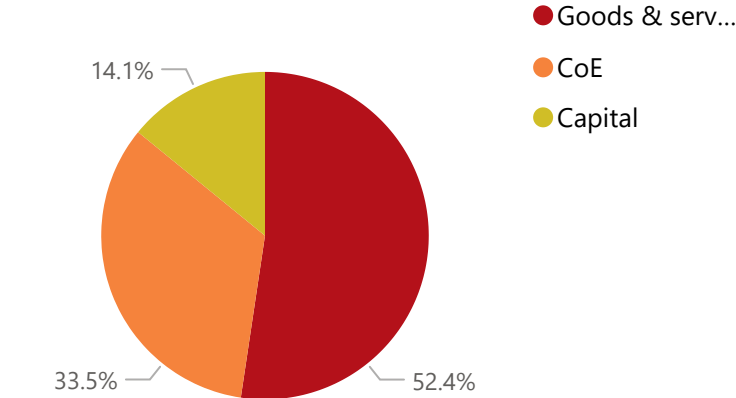
- ☐ R billion
- ☒ R million
- ☐ R thousand

Actual vs Forecast

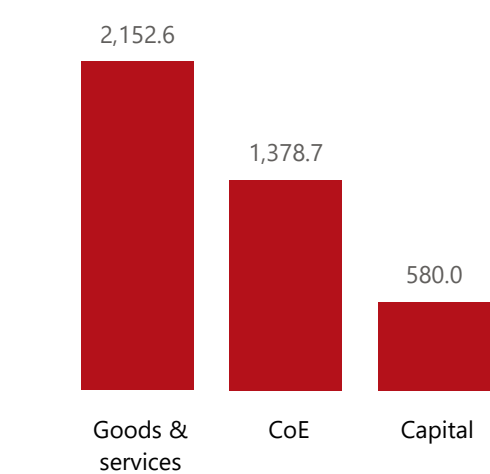
● Approved ● Forecast ● YTD ● Variance



Composition of spending



Top spending items



Quarter

3

Cluster

All

Department

Transport

Entity

Airports Company South Africa

Capital assets

● YTD ● Forecast



Spending

Level 3	Approved	YTD	% YTD
⊕ Goods & services	3,177.7	2,152.6	52.4%
⊕ CoE	1,880.3	1,378.7	33.5%
⊕ Capital	753.9	580.0	14.1%
Total	5,811.9	4,111.3	100.0%