

Overview - Public Entities Quarterly Reporting

Approved receipts
1 423.4 86.8%

Approved spending
1 349.8 85.2%

Surplus/(deficit)
73.6

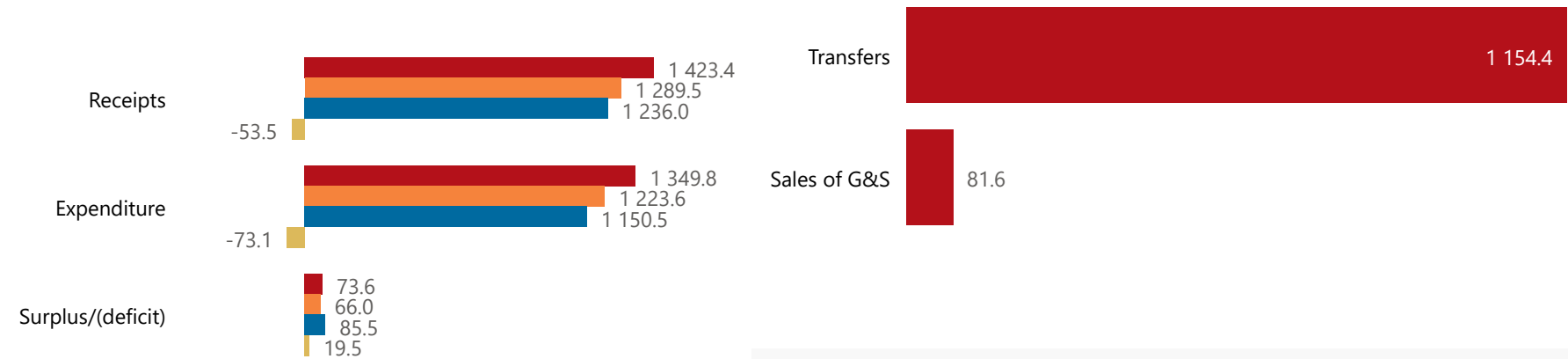
- ☐ R billion
- ☒ R million
- ☐ R thousand



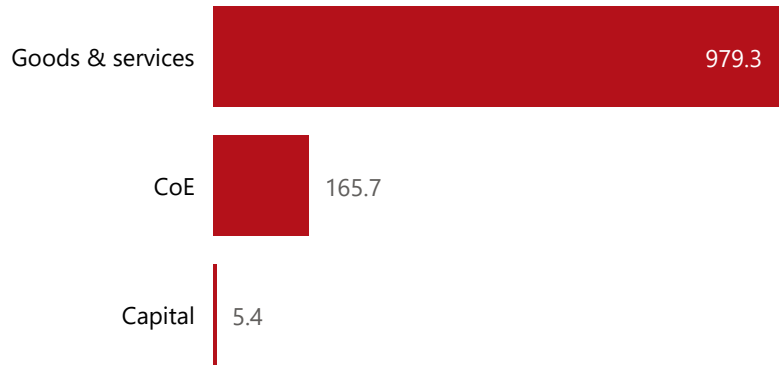
Composition of receipts

Consolidation

● Approved ● Forecast ● YTD ● Variance



Functional grouping



Quarter

Cluster

Department

Entity

Spending by PFMA schedule



Public Entities Receipts

Approved sales of G&S

180.4

45.2%

Approved transfers

1 243.0

92.9%



national treasury

Department:
National Treasury
REPUBLIC OF SOUTH AFRICA

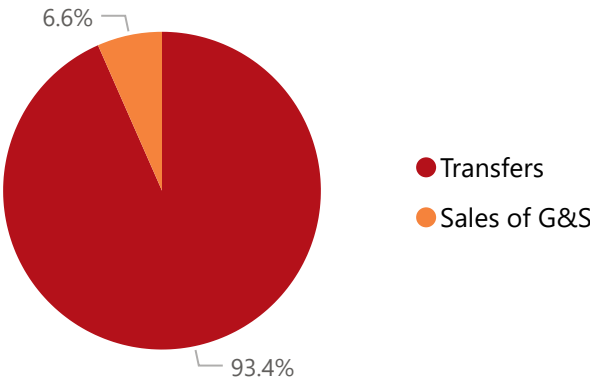
- ☐ R billion
- ☒ R million
- ☐ R thousand

Actual vs Forecast

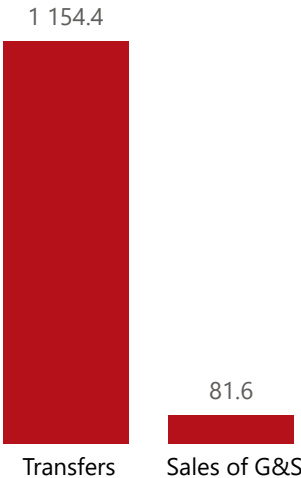
● Approved ● Forecast ● YTD ● Variance



Composition of receipts



Top receipts items



Quarter

3

Cluster

All

Department

Tourism

Entity

South African Tourism

Top 5 Transfers



Departme...
transfers

Receipts

Level 3	Approved	YTD	% YTD
Transfers	1 243.0	1 154.4	93.4%
Sales of G&S	180.4	81.6	6.6%
Total	1 423.4	1 236.0	100.0%

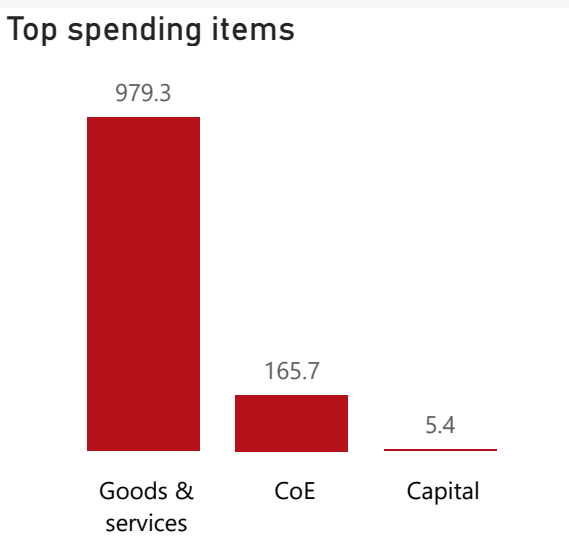
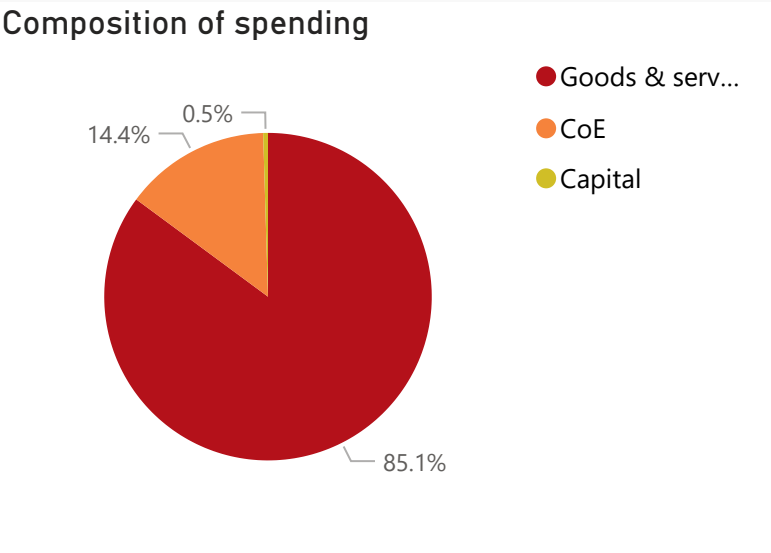
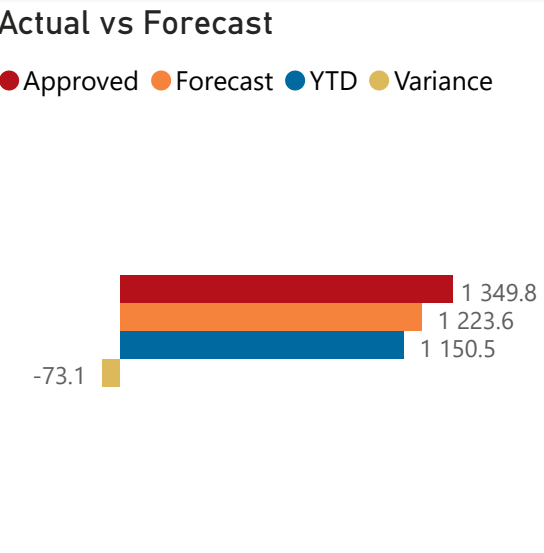
Public Entities Spending

Approved CoE	Approved G&S	Approved transfers
228.772.5%	1 099.889.0%	(Blank)(Blank)

- ☐ R billion
- ☒ R million
- ☐ R thousand



national treasury
Department:
National Treasury
REPUBLIC OF SOUTH AFRICA



Quarter

3

Cluster

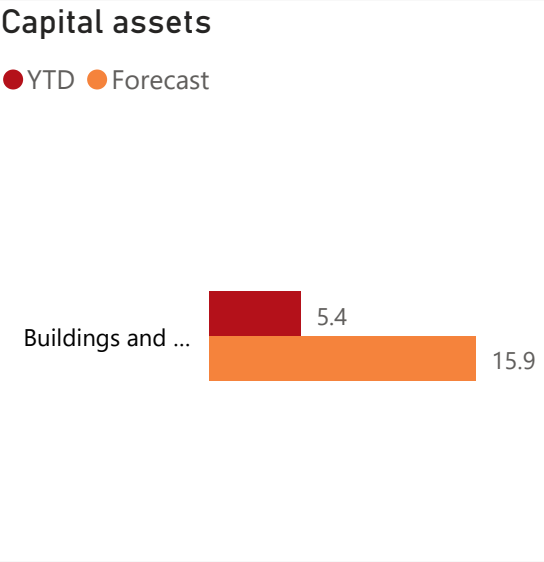
All

Department

Tourism

Entity

South African Tourism



Spending

Level 3	Approved	YTD	% YTD
⊕ Goods & services	1 099.8	979.3	85.1%
⊕ CoE	228.7	165.7	14.4%
⊕ Capital	21.3	5.4	0.5%
Total	1 349.8	1 150.5	100.0%