

Overview - Public Entities Quarterly Reporting

Approved receipts

32.4 105.1%

Approved spending

31.8 81.7%

Surplus/(deficit)

0.6

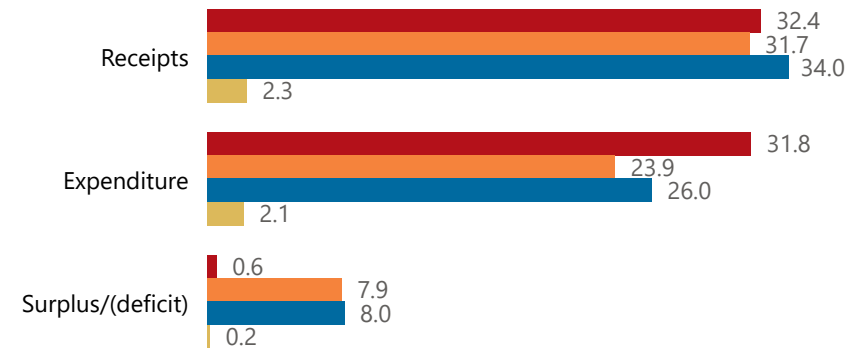
- ☐ R billion
- ☒ R million
- ☐ R thousand



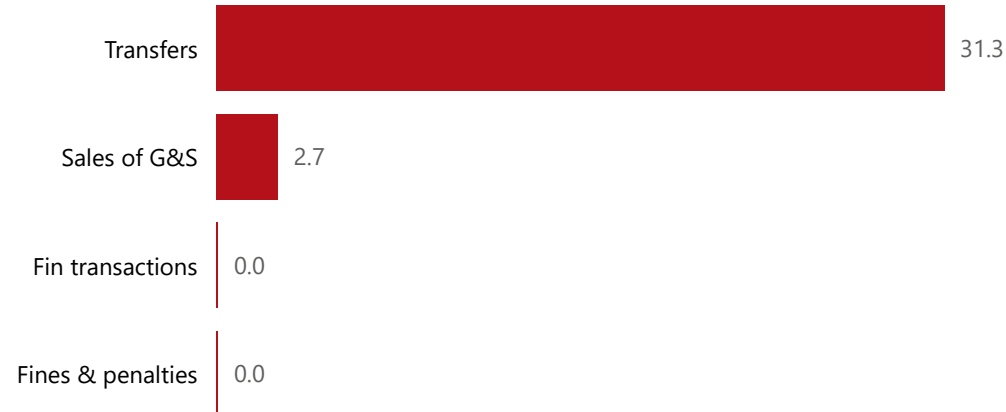
national treasury
Department:
National Treasury
REPUBLIC OF SOUTH AFRICA

Consolidation

● Approved ● Forecast ● YTD ● Variance



Composition of receipts



Quarter

3

Cluster

Education and related

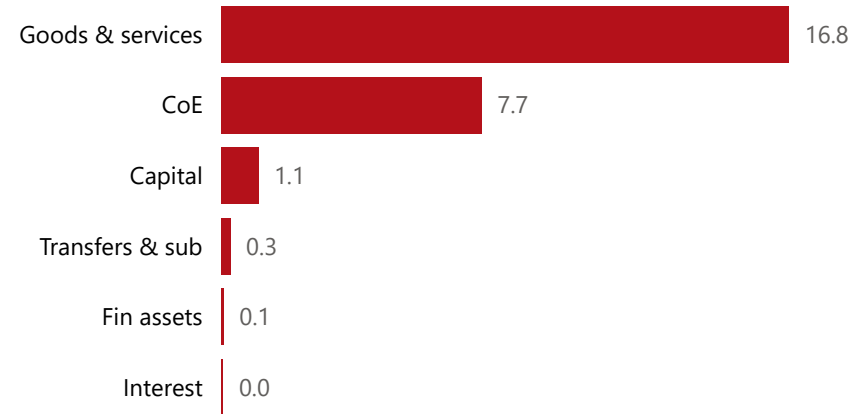
Department

Sport, Arts and Culture

Entity

SA Institute for Drug-free Sport

Composition of spending



Functional grouping



Spending by PFMA schedule



Public Entities Receipts

Approved sales of G&S

2.1

127.5%

Approved transfers

29.8

105.3%



national treasury

Department:
National Treasury
REPUBLIC OF SOUTH AFRICA

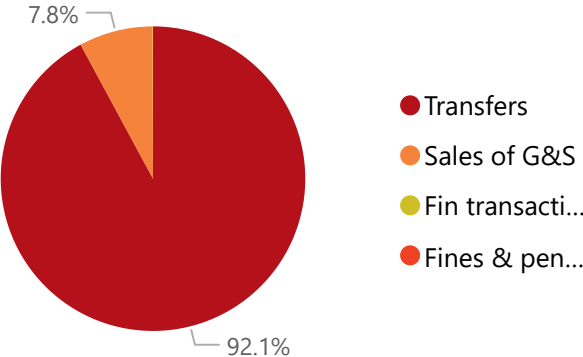
- ☐ R billion
- ☒ R million
- ☐ R thousand

Actual vs Forecast

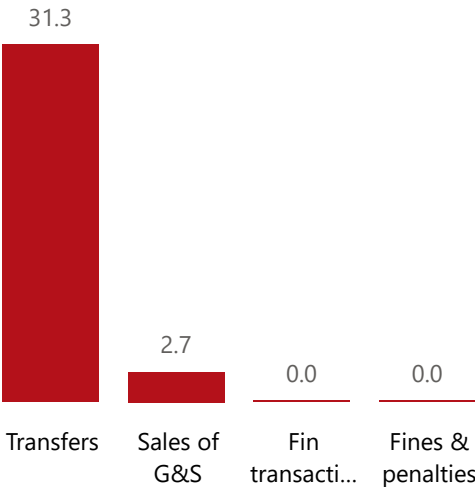
● Approved ● Forecast ● YTD ● Variance



Composition of receipts



Top receipts items



Quarter

3

Cluster

Education and related

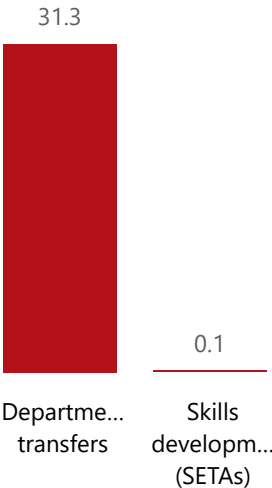
Department

Sport, Arts and Culture

Entity

SA Institute for Drug-free Sport

Top 5 Transfers



Receipts

Level 3	Approved	YTD	% YTD
⊕ Transfers	29.8	31.3	92.1%
⊕ Sales of G&S	2.1	2.7	7.8%
⊕ Fin transactions		0.0	0.0%
⊕ Fines & penalties		0.0	0.0%
⊕ Interest & dividends	0.5		
Total	32.4	34.0	100.0%

Public Entities Spending

Approved CoE

10.6

73.0%

Approved G&S

20.7

81.4%

Approved transfers

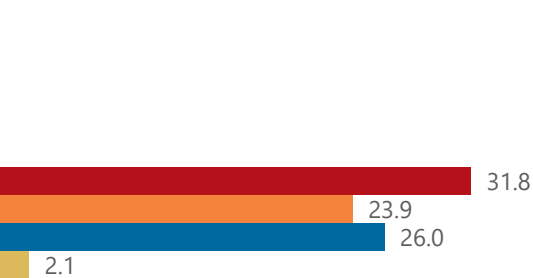
0.1

212.2%

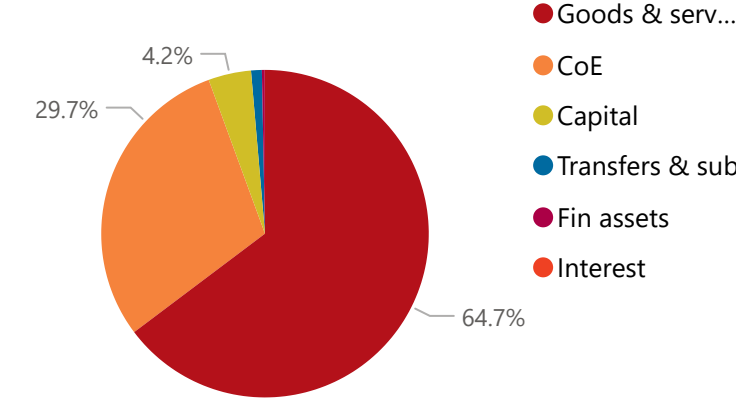
- ☐ R billion
- ☒ R million
- ☐ R thousand

Actual vs Forecast

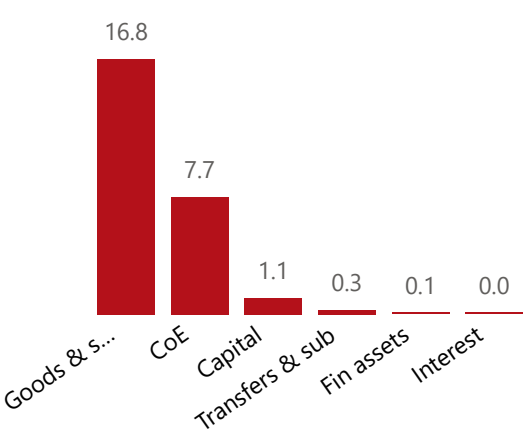
Approved Forecast YTD Variance



Composition of spending

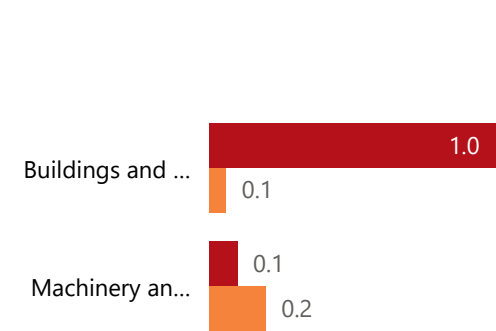


Top spending items



Capital assets

YTD Forecast



Spending

Level 3	Approved	YTD	% YTD
Goods & services	20.7	16.8	64.7%
CoE	10.6	7.7	29.7%
Capital	0.3	1.1	4.2%
Transfers & sub	0.1	0.3	1.1%
Fin assets	0.1	0.1	0.3%
Interest	0.0	0.0	0.0%
Total	31.8	26.0	100.0%

Quarter

3

Cluster

Education and related

Department

Sport, Arts and Culture

Entity

SA Institute for Drug-free Sport