

Overview - Public Entities Quarterly Reporting

Approved receipts

70.8

104.6%

Approved spending

127.1

55.3%

Surplus/(deficit)

-56.2

- ☐ R billion
- ☒ R million
- ☐ R thousand

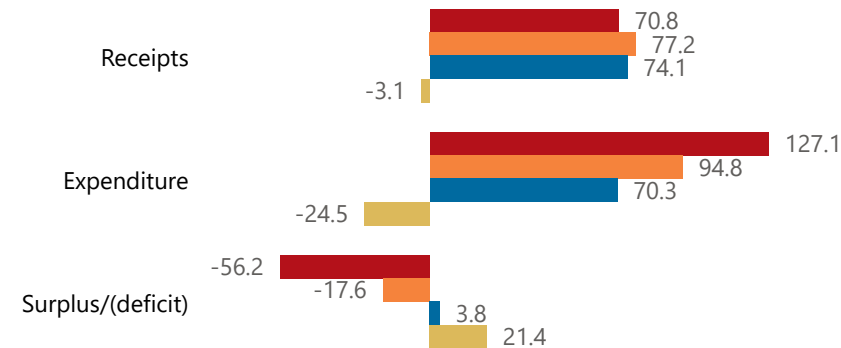


national treasury


Department:
National Treasury
REPUBLIC OF SOUTH AFRICA

Consolidation

● Approved ● Forecast ● YTD ● Variance



Composition of receipts



Quarter

3

Cluster

Education and related

Department

Sport, Arts and Culture

Entity

South African Heritage Resources Ag...

Composition of spending



Functional grouping



Spending by PFMA schedule



Public Entities Receipts

Approved sales of G&S

0.1

(Blank)

Approved transfers

60.3

115.0%

Actual vs Forecast

● Approved ● Forecast ● YTD ● Variance



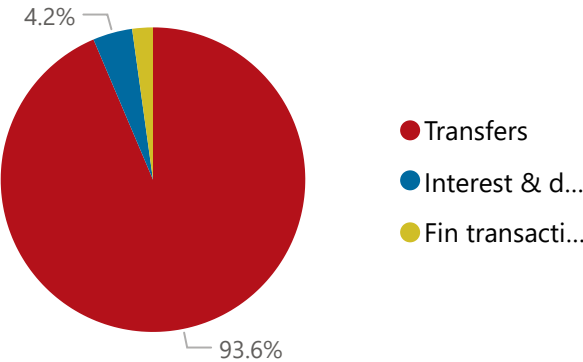
Top 5 Transfers

69.4



Departme... transfers

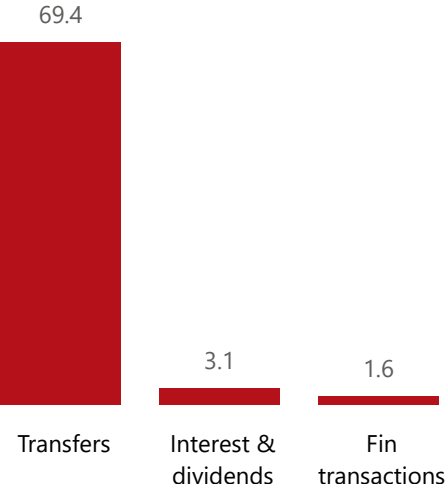
Composition of receipts



Receipts

Level 3	Approved	YTD	% YTD
Transfers	60.3	69.4	93.6%
Interest & dividends	0.9	3.1	4.2%
Fin transactions	9.5	1.6	2.2%
Sales of G&S	0.1		
Total	70.8	74.1	100.0%

Top receipts items



- R billion
- R million
- R thousand



national treasury
Department:
National Treasury
REPUBLIC OF SOUTH AFRICA

Quarter

3

Cluster

Education and related

Department

Sport, Arts and Culture

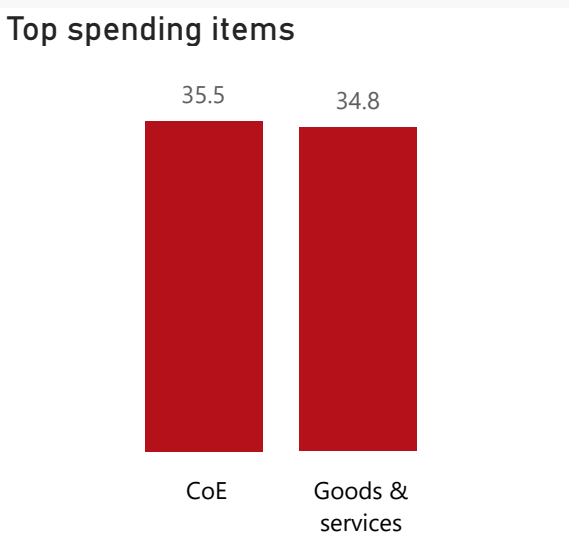
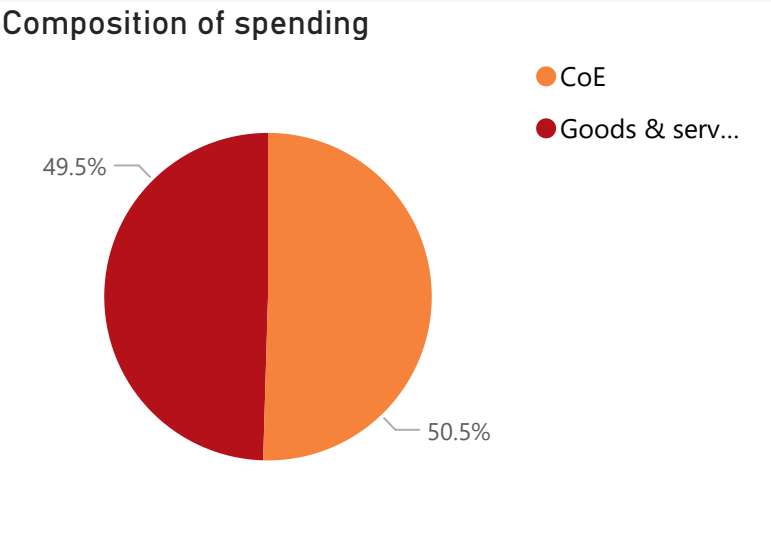
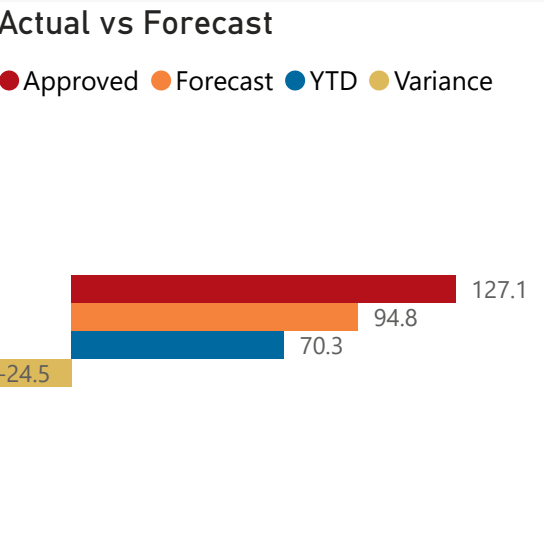
Entity

South African Heritage Resources Ag...

Public Entities Spending

Approved CoE	Approved G&S	Approved transfers
49.671.6%	77.145.2%	(Blank)(Blank)

- ☐ R billion
- ☒ R million
- ☐ R thousand



Quarter

3

Cluster

Education and related

Department

Sport, Arts and Culture

Entity

South African Heritage Resources Ag...

Capital assets

Spending			
Level 3	Approved	YTD	% YTD
⊕ CoE	49.6	35.5	50.5%
⊕ Goods & services	77.1	34.8	49.5%
⊕ Capital	0.4		
Total	127.1	70.3	100.0%