

Overview - Public Entities Quarterly Reporting

Approved receipts

124.4

76.0%

Approved spending

124.4

83.9%

Surplus/(deficit)

(Blank)

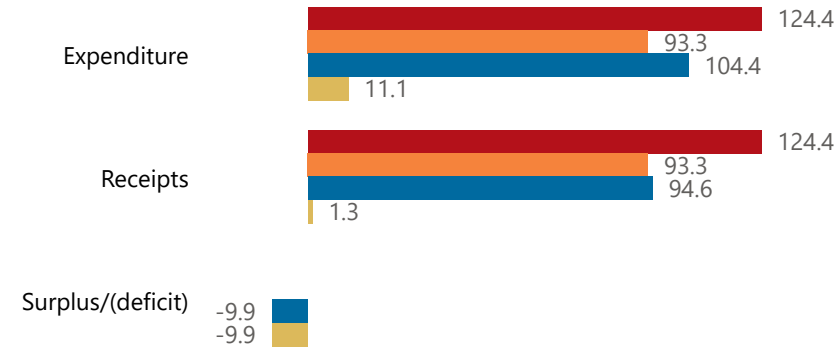
- ☐ R billion
- ☒ R million
- ☐ R thousand



national treasury
Department:
National Treasury
REPUBLIC OF SOUTH AFRICA

Consolidation

Approved Forecast YTD Variance



Composition of receipts



Quarter

3

Cluster

Education and related

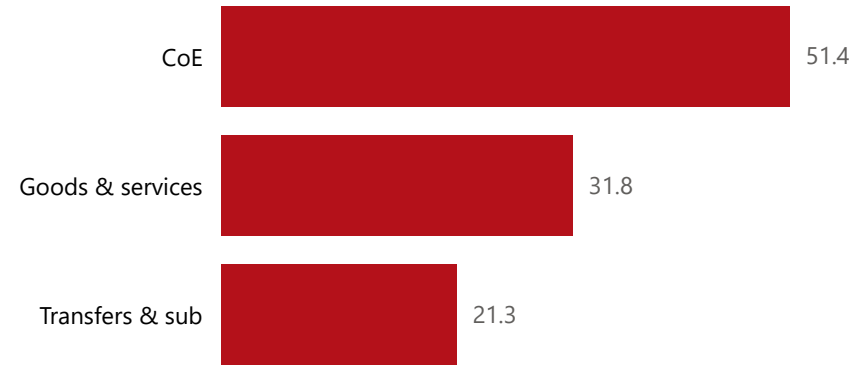
Department

Sport, Arts and Culture

Entity

The Pan South African Language Boa...

Composition of spending



Functional grouping



Spending by PFMA schedule



Public Entities Receipts

Approved sales of G&S

(Blank) (Blank)

Approved transfers

124.4 75.0%



national treasury

Department:
National Treasury
REPUBLIC OF SOUTH AFRICA

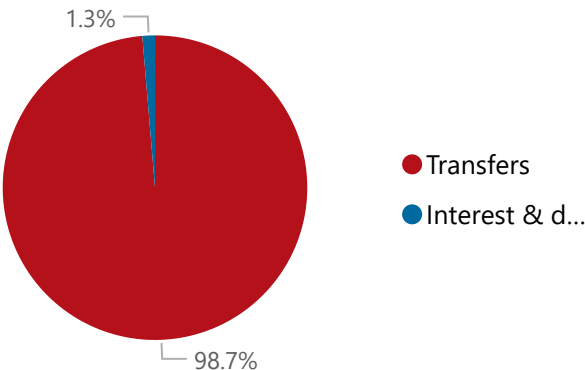
- ☐ R billion
- ☒ R million
- ☐ R thousand

Actual vs Forecast

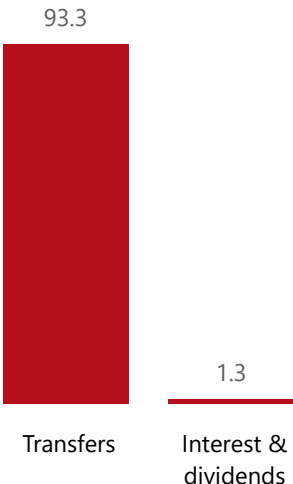
● Approved ● Forecast ● YTD ● Variance



Composition of receipts



Top receipts items



Quarter

3

Cluster

Education and related

Department

Sport, Arts and Culture

Entity

The Pan South African Language Boa...

Top 5 Transfers



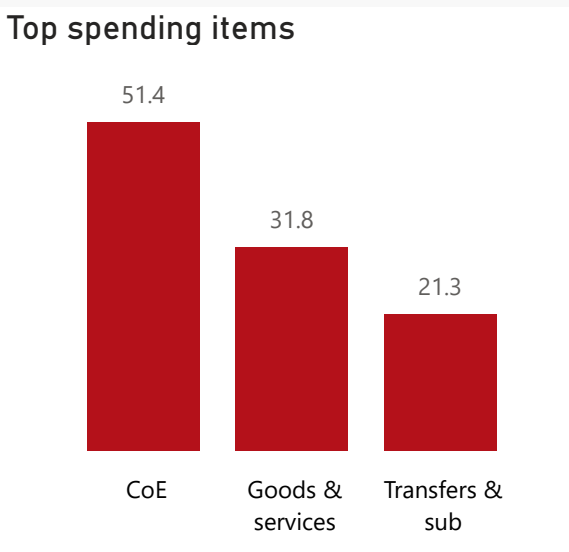
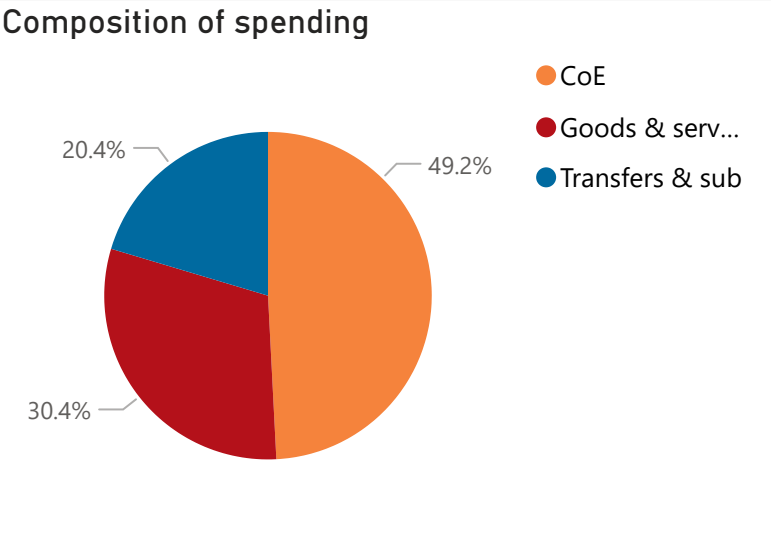
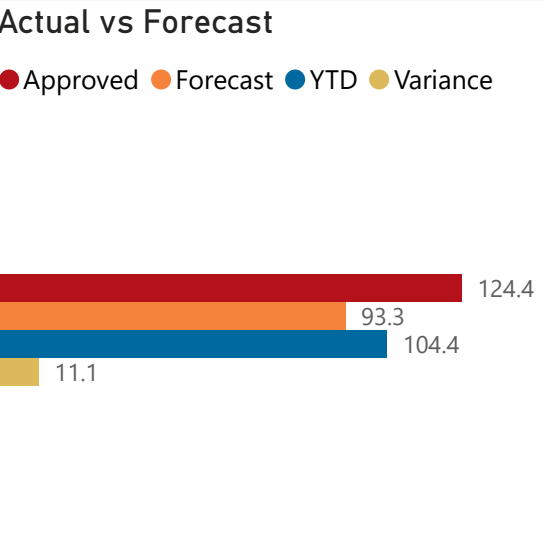
Receipts

Level 3	Approved	YTD	% YTD
Transfers	124.4	93.3	98.7%
Interest & dividends		1.3	1.3%
Total	124.4	94.6	100.0%

Public Entities Spending

Approved CoE	Approved G&S	Approved transfers
71.372.0%	24.5129.9%	28.674.3%

- ☐ R billion
- ☒ R million
- ☐ R thousand



Capital assets

Spending			
Level 3	Approved	YTD	% YTD
⊕ CoE	71.3	51.4	49.2%
⊕ Goods & services	24.5	31.8	30.4%
⊕ Transfers & sub	28.6	21.3	20.4%
Total	124.4	104.4	100.0%

Quarter

3

Cluster

Education and related

Department

Sport, Arts and Culture

Entity

The Pan South African Language Boa...