

Overview - Public Entities Quarterly Reporting

Approved receipts

121.0

78.7%

Approved spending

24.8

89.7%

Surplus/(deficit)

96.2

- ☐ R billion
- ☒ R million
- ☐ R thousand

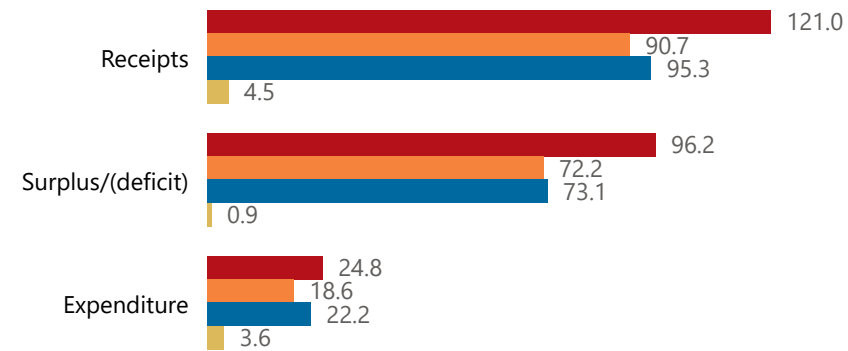


national treasury


Department:
National Treasury
REPUBLIC OF SOUTH AFRICA

Consolidation

● Approved ● Forecast ● YTD ● Variance



Composition of receipts



Quarter

3

Cluster

Education and related

Department

Sport, Arts and Culture

Entity

National Arts Council

Composition of spending



Functional grouping



Spending by PFMA schedule



Public Entities Receipts

Approved sales of G&S

0.1

71.4%

Approved transfers

120.9

75.0%



national treasury

Department:
National Treasury
REPUBLIC OF SOUTH AFRICA

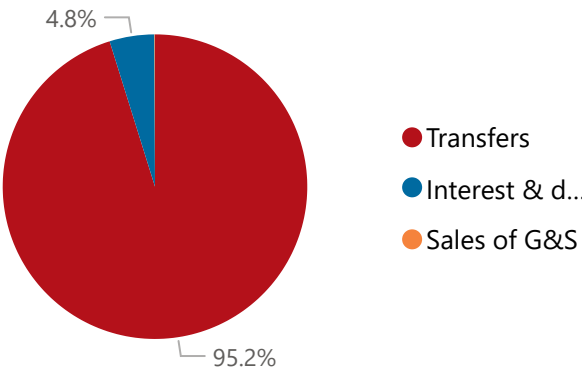
- ☐ R billion
- ☒ R million
- ☐ R thousand

Actual vs Forecast

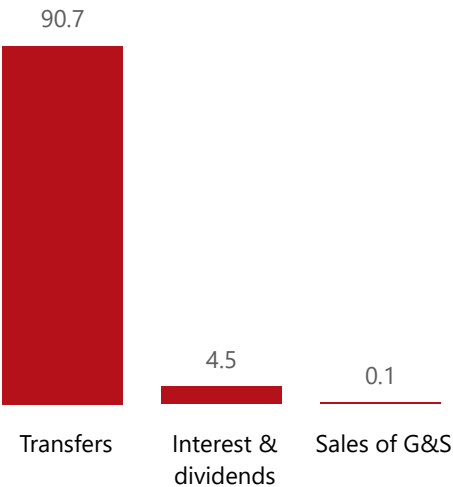
● Approved ● Forecast ● YTD ● Variance



Composition of receipts



Top receipts items



Quarter

3

Cluster

Education and related

Department

Sport, Arts and Culture

Entity

National Arts Council

Top 5 Transfers



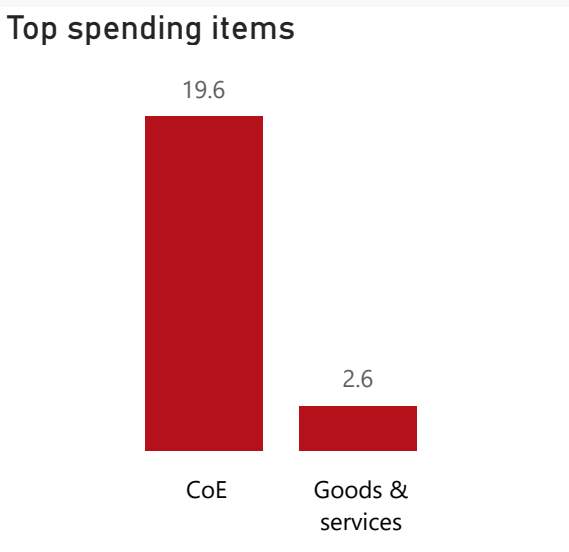
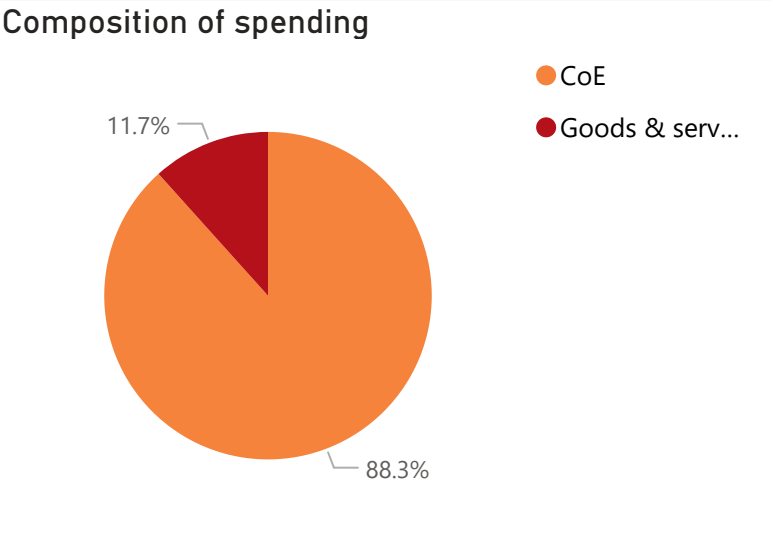
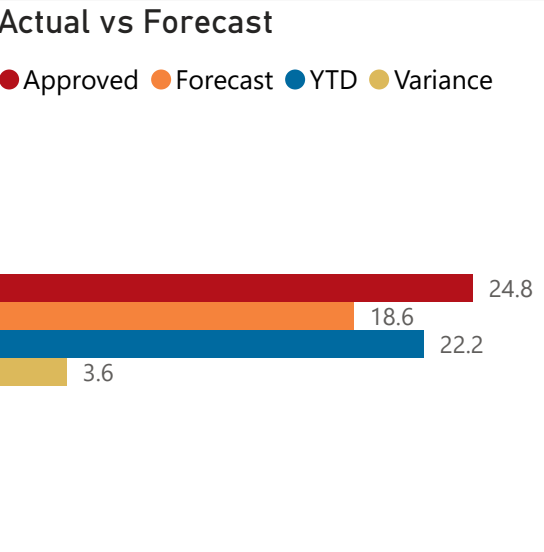
Receipts

Level 3	Approved	YTD	% YTD
Transfers	120.9	90.7	95.2%
Interest & dividends		4.5	4.8%
Sales of G&S	0.1	0.1	0.1%
Total	121.0	95.3	100.0%

Public Entities Spending

Approved CoE	Approved G&S	Approved transfers
23.882.4%	1.0270.4%	(Blank)(Blank)

- ☐ R billion
- ☒ R million
- ☐ R thousand



Capital assets

Spending			
Level 3	Approved	YTD	% YTD
⊕ CoE	23.8	19.6	88.3%
⊕ Goods & services	1.0	2.6	11.7%
Total	24.8	22.2	100.0%

Quarter

3

Cluster

Education and related

Department

Sport, Arts and Culture

Entity

National Arts Council