

Overview - Public Entities Quarterly Reporting

Approved receipts

80.0

69.3%

Approved spending

105.5

69.0%

Surplus/(deficit)

-25.5

- ☐ R billion
- ☒ R million
- ☐ R thousand

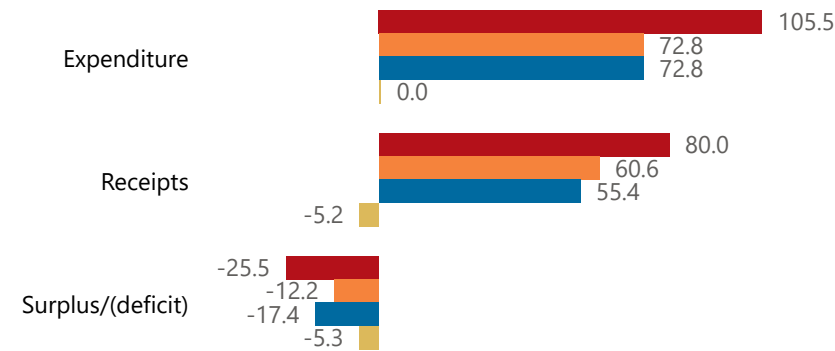


national treasury

Department:
National Treasury
REPUBLIC OF SOUTH AFRICA

Consolidation

● Approved ● Forecast ● YTD ● Variance



Composition of receipts



Quarter

3

Cluster

Education and related

Department

Sport, Arts and Culture

Entity

Artscape

Composition of spending



Functional grouping



Spending by PFMA schedule

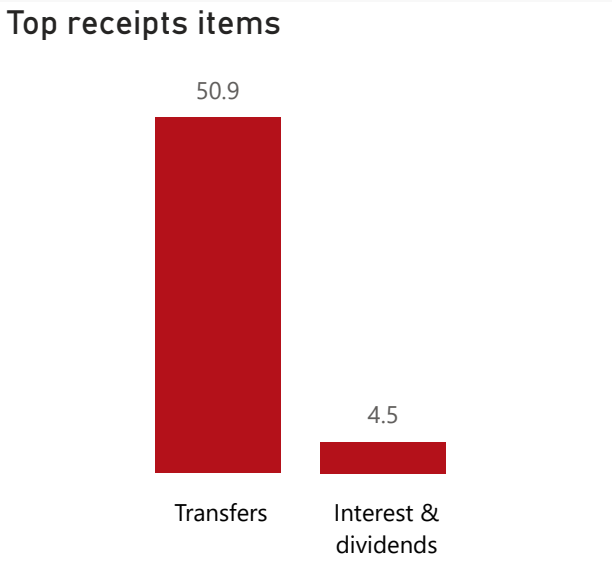
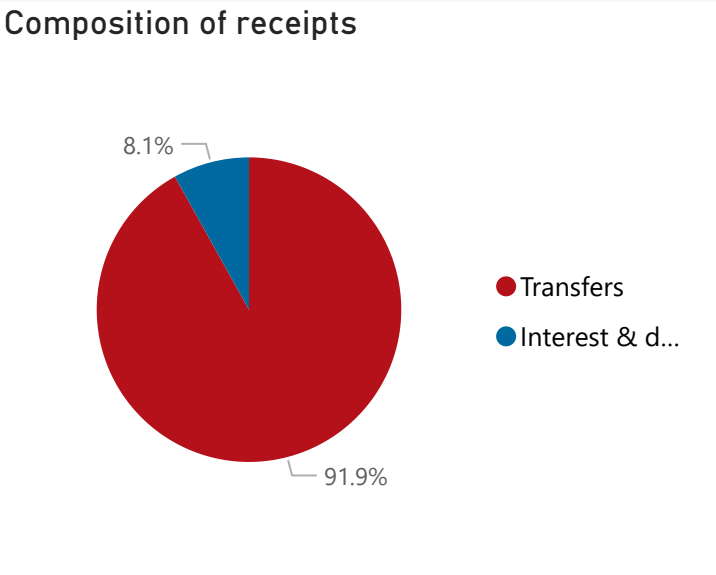
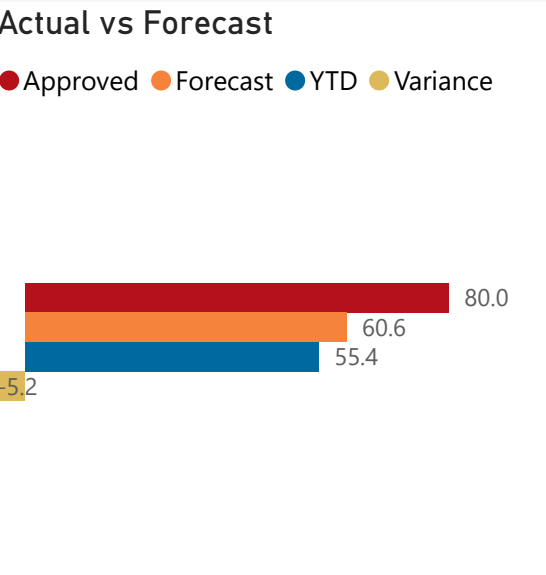


Public Entities Receipts

Approved sales of G&S
10.0 (Blank)

Approved transfers
67.9 75.0%

- ☐ R billion
- ☒ R million
- ☐ R thousand



Quarter

3

Cluster

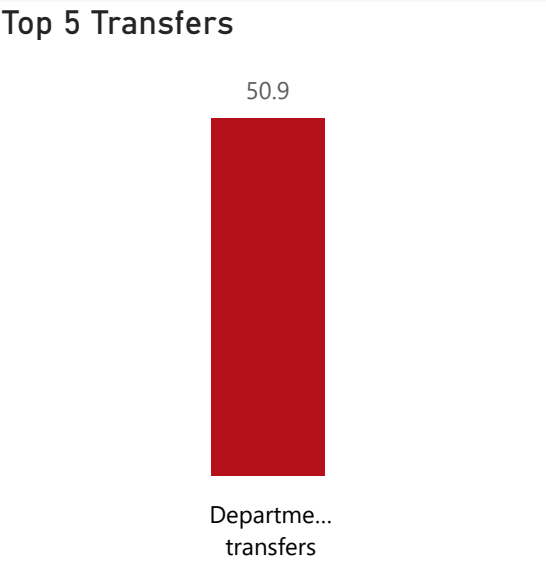
Education and related

Department

Sport, Arts and Culture

Entity

Artscape



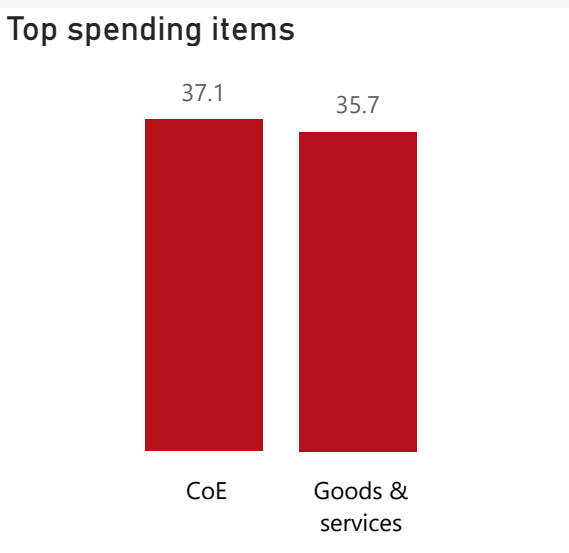
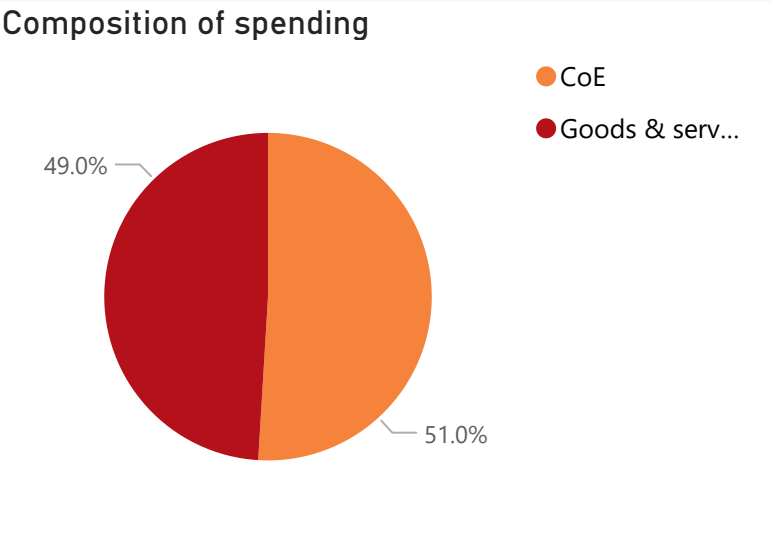
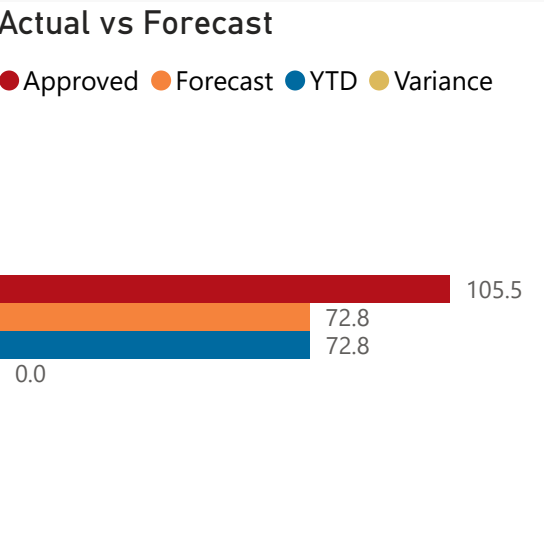
Receipts

Level 3	Approved	YTD	% YTD
+ Transfers	67.9	50.9	91.9%
+ Interest & dividends	2.1	4.5	8.1%
+ Sales of G&S	10.0		
Total	80.0	55.4	100.0%

Public Entities Spending

Approved CoE	Approved G&S	Approved transfers
46.080.7%	59.560.0%	(Blank)(Blank)

- ☐ R billion
- ☒ R million
- ☐ R thousand



Quarter

3

Cluster

Education and related

Department

Sport, Arts and Culture

Entity

Artscape

Capital assets

Spending				
Level 3	Approved	YTD	% YTD	
⊕ CoE	46.0	37.1	51.0%	
⊕ Goods & services	59.5	35.7	49.0%	
Total	105.5	72.8	100.0%	